

FUSION TILT™  
WHEELCHAIR-ACCESSIBLE LIGHTED MIRROR

COMMERCIAL PRODUCT SPECIFIER



S      T      L      V      C

FUS -  -  -  - TL -  -

MODEL CODE      SIZE      TECHNOLOGY OPTIONS      LED TYPE      VOLTAGE      COLOR TEMP

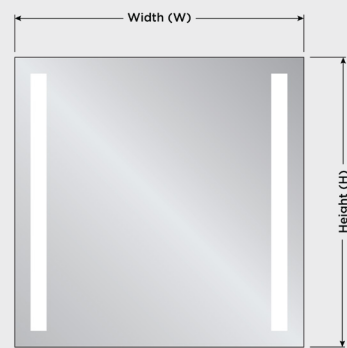
ADDITIONAL NOTES <sup>1</sup>

**S MIRROR SIZE**

In box S, enter the code for the size of the mirror.

Example: 30.00X42.00

Size (WxH)	Code
<b>Standard Mirror Sizes</b>	
24" x 36"	24.00X36.00
30" x 42"	30.00X42.00
36" x 36"	36.00X36.00
Custom <sup>2</sup>	WW.WWXHH.HH



**T TECHNOLOGY OPTIONS**

In box T, enter the codes for each option with a hyphen between each one.

Example: AK-CC2-CK2-DF

Technology Options	Code
<b>Ava™ Touch-Tunable White + Dimming Technology</b> <sup>2, 3, 4</sup>	
▪ 1-Touch, 5 CCT Modes + Dimming	AH
▪ 1-Touch, 5 CCT Modes + Dim-to-Off + Memory	AK
<b>Wiring (Hardwire Standard—No Code Needed)</b>	
▪ 135° Offset Grounded Cord+Right-Angle Plug <sup>5</sup>	CC2
<b>Seamless™ LED Clock Technology</b> <sup>2, 3</sup>	
▪ Hardwired, Switched with Lights	CK2
<b>Dimming Technology</b> <sup>4</sup>	
▪ 0-10V Dimming (120-277VAC)	D1
▪ Forward-Phase/Triac Dimming (120-277VAC)	D2
▪ Dali Dimming (120-277VAC)	D4
<b>Defogger</b> <sup>5</sup>	
▪ Standard Defogger	DF
<b>Keen™ One-Touch Energy-Saving Technology</b> <sup>2, 3, 4</sup>	
▪ 1-Touch, 5-Step Dimming, Off	KC

Indicates Standard Configuration

<sup>1</sup> Use the additional notes field to specify options not listed.

<sup>2</sup> Minimum order quantity required.

<sup>3</sup> See technology specification sheets for more details.

<sup>4</sup> Ava™ and Keen™ are not compatible with other dimming options.

<sup>5</sup> May not be compatible with all upgrades and options.

**L LED TYPE**

In box L, enter the code for the LED type.

Example: LSE

LED Type	Code
<b>Standard Output</b> (853 lumens/ft; 6.72 watts/ft)	<b>LSE</b>
High Output <sup>5</sup> (1,280 lumens/ft; 9.72 watts/ft)	LHE

**V VOLTAGE**

In box V, enter the code for the voltage (code N/A for 120VAC).

Example: 230V

Voltage	Code
<b>120VAC (Standard—Leave Code Blank)</b>	
220—240VAC	230V
277VAC <sup>5</sup>	277V


**C COLOR TEMPERATURE**

In box C, enter the code for the correlated color temperature.

Example: 30K

CCT (90+ CRI)	Code
2,700K (90+ CRI)	27K
<b>3,000K (90+ CRI)</b>	<b>30K</b>
3,500K (90+ CRI)	35K
4,000K (90+ CRI)	40K
5,000K (90+ CRI)	50K





## FUSION TILT™

### PRODUCT DESCRIPTION

The Fusion Tilt™ wheelchair-accessible lighted mirror offers the perfect blend of clean, strong lines and efficient, natural-looking LED lighting. With a slightly downward-angled mirror, this design ensures that everyone, regardless of height, can see their reflection without adjusting their position—creating an optimal viewing experience.

### SPECIFICATION STATEMENT

Solution shall consist of a lighted mirror with forward-facing task lighting and 480-hour CASS-tested, lead-free, copper-free, corrosion-resistant glass. Mirror shall be mounted at a 5° downward-angle and have uniform light output in frosted areas using high-density (44 LEDs/foot) replaceable LED strips with 90+ CRI (Color Rendering Index) and delivering 853 initial lumens/foot with an efficacy of 140 lumens/watt and an LED lifespan of 52,000 hours. Product will be made in America with U.S. and global components and have a 10-year limited warranty.

### THE ELECTRIC MIRROR ADVANTAGE

- ✓ Global mirror technology leader for over 25 years
- ✓ More installations than all competitors combined
- ✓ Realistic warranty you can believe in and trust
- ✓ Lowest total cost of ownership
- ✓ U.S.-based customer service support
- ✓ 125,000-square-foot American manufacturing facility

### LIGHTING FEATURES AND BENEFITS

- Industry-leading lumen output for better lighting
- Superior color rendering (CRI) for more natural, flattering, and softer light quality
- High-density linear LED design for even light distribution
- High-efficiency LEDs for best-in-class energy savings
- Forward-facing task lighting for ideal makeup application and grooming

### GENERAL FEATURES AND BENEFITS

- OmegaMirror™ corrosion-resistant, 480-hour CASS-tested proprietary mirror glass
- Environmentally-leading, lead-free, copper-free mirror glass composition
- Fast lead times
- Easy installation
- ADA compliant
- JA8-2022 compliant
- 10-year limited warranty
- Patent: [www.electricmirror.com/patents](http://www.electricmirror.com/patents)
- Made in America with U.S. and global components

### AVAILABLE OPTIONS

- Title 24 compliance <sup>1</sup>
- [Ava™ touch-tunable white + dimming technology](#) <sup>2,3</sup>
- [Keen™ one-touch energy-saving dimming technology](#) <sup>2,3</sup>
- [Polaris™ wire-free motion sensor nightlight technology](#) <sup>2,3</sup>
- [Seamless™ LED clock technology](#) <sup>2,3</sup>
- [Vive™ streaming audio technology](#) <sup>2,3</sup>
- Defogger
- CCT: 2,700K / 3,000K / 3,500K / 4,000K / 5,000K
- 0-10V, phase/triac, or Dali dimming
- 120VAC, 220–240VAC, or 277VAC power <sup>4</sup>
- Custom sizes <sup>2</sup>

### DEFAULT LIGHTING SPECIFICATIONS

- Best-in-class illumination: 853 initial lumens/foot
- Superior color rendering: 90+ CRI
- High-density design: 44 LEDs/foot
- High efficacy: 140 lumens/watt
- Color temperature (CCT): 3,000K
- LED L<sub>70</sub> Lifespan (calculated): 52,000-hours
- Extended longevity: replaceable LEDs

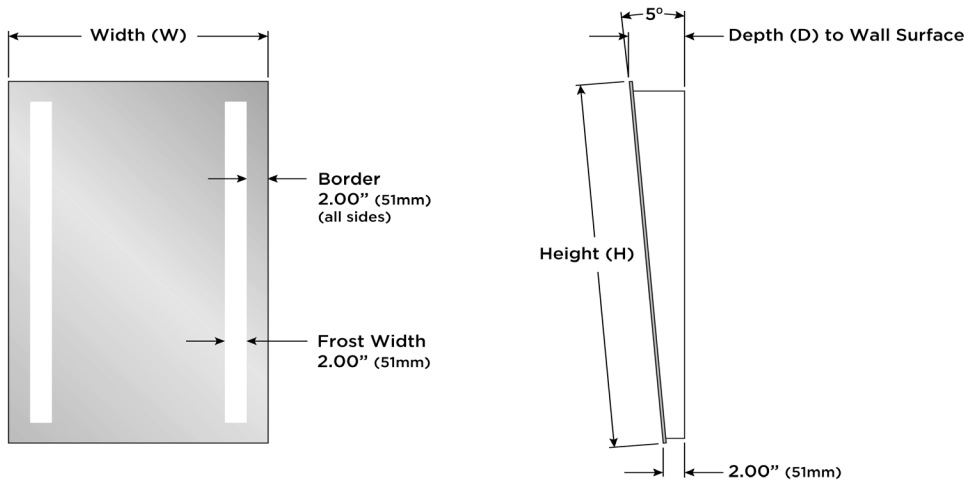
<sup>1</sup> Title 24 compliance requires 0-10V or forward-phase/triac dimming.

<sup>2</sup> Minimum order quantity required.

<sup>3</sup> See technology specification sheets for more details.

<sup>4</sup> May not be compatible with all upgrades and options.

**DIMENSIONAL DRAWING** (Not to scale.)



**STANDARD MODELS**

Model Numbers <sup>1</sup>	Dimensions <sup>2</sup>	Initial Lumens/Fixture <sup>3</sup>	LED Power Requirements <sup>3</sup>
FUS-24.00X36.00-LSE-TL-30K	24" W x 36" H x 2"—5.65" D (610mm W x 914mm H x 51mm—144mm D)	4,694	120-240VAC, 37W
FUS-30.00X42.00-LSE-TL-30K	30" W x 42" H x 2"—5.14" D (762mm W x 1,067mm H x 51mm—131mm D)	5,121	120-240VAC, 41W
FUS-36.00X36.00-LSE-TL-30K	36" W x 36" H x 2"—5.65" D (914mm W x 914mm H x 51mm—144mm D)	4,694	120-240VAC, 37W

**SAFETY & INSTALLATION SPECIFICATIONS (for Standard Models)**

- Entire assembly meets UL/cUL standards
- International certifications
- Safety-backed mirror
- 120-240VAC hardwire electrical connection; provide 36" whip; junction box not required
- Chassis should be mounted to wall studs; mounting holes are provided
- Controlled by non-dimming on/off wall switch (by others)
- Installation wiring may be different on mirrors equipped with additional options
- Fixture can only be hung in the WxH orientation as shown; fixture is not field-interchangeable

<sup>1</sup> Standard model numbers shown. For assistance specifying additional options, please contact Electric Mirror.

<sup>2</sup> Tolerances for dimensions are ±1/8" (±3mm).

<sup>3</sup> Lumen output and power requirements are calculated based on component specifications and may vary from actual.