



Hotel luxury for the **Home**[™]

Designs that transform the
luxury home experience.

ELECTRIC MIRROR[®]



INTRODUCTION

- 6 Our Story
- 10 Our Lookbook

PRODUCTS

- 42 Lighted Mirrors
- 80 Mirror TVs
- 92 Mirrored Cabinets
- 102 Makeup Mirrors
- 116 Wardrobe Mirrors
- 132 Fog-Free Mirrors
- 140 TV Covers
- 146 Custom Products

TECHNOLOGY

- 156 Lighted Mirror Technology
- 158 Mirror Technology
- 160 LED Lighting Technology
- 162 Dimming Technology
- 164 Keen™ Technology
- 166 Ava™ Technology

INFORMATION

- 170 Price Guide Index: Lighted Mirrors
- 173 Price Guide Index: Mirror TVs
- 174 Price Guide Index: Mirrored Cabinets
- 174 Price Guide Index: Makeup Mirrors
- 174 Price Guide Index: Wardrobe Mirrors
- 175 Price Guide Index: Fog-Free Mirrors
- 175 Price Guide Index: TV Covers
- 176 Shipping and Handling
- 177 Terms and Condition
- 178 Mirror Cleaning and Care
- 179 Contact Us



Hotel luxury for the Home™

INTRODUCTION

- 6 Our Story
- 10 Our Lookbook

Hotel luxury for the Home™

In 1997, we introduced our mirrors to the luxury hotel industry. In no time, prestigious hotels and resorts around the world began integrating Electric Mirror products into guest rooms to the delight of their most discerning customers.

As our reputation grew, so too did our product portfolio. From lighted mirrors, makeup mirrors, and mirrored cabinets to wardrobe mirrors, fog-free mirrors, and mirror TVs, we've created captivating products that can transform virtually any space.

Across all decor styles, from elegant to refined, the world's premier 5-star hotels choose Electric Mirror products to help create exceptional guest experiences.




Bellagio Hotel, Las Vegas
Designer: The Gettys Group



One&Only The Palm, Dubai



Burj Al Arab Hotel, UAE



Omni Boston Seaport Hotel
Designer: Waldrop + Nichols Studio



Electric Mirror World Headquarters
Everett, WA



Electric Mirror Final Assembly



Electric Mirror Manufacturing Facility



Electric Mirror Mirror Processing

As demand for our products has grown, our manufacturing capabilities have kept pace. What started in a family garage with a workforce of five is now a 125,000-square-foot American manufacturing facility with hundreds of employees.

Electric Mirror products are now enjoyed by millions of people every day. Our passion to create products that unite timeless design, innovative technology, exceptional quality, and unparalleled value has led to unsurpassed customer satisfaction.

With 25 industry awards for excellence and 66 patents for innovation, our products are considered the best the world has to offer. Now, you can choose these same products featured in the world's most exclusive hotels and create your own 5-star luxury experience at home.

Silhouette™ Lighted Mirror

An illusion of free-floating reflection merges seamlessly with resplendent light to create the perfect Silhouette™. With practical task lighting and soft wall glow, this beautiful lighted mirror will illuminate your room in blissful splendor.

Blissful



Striking

Fusion™ Lighted Mirror TV

The ideal Fusion™ comes from a striking combination of clean, strong lines and efficient, natural-looking LED lighting—adding a distinctly modern statement of prestige to your bathroom.



Tailored

Integrity™ Lighted Mirror

Add glimmering light and tailored grace to any space with a powerful impression of Integrity™. Featuring a brilliant inner frame of frosted light, this radiant marvel is as stylish as it is functional.

Eminence™ Lighted Mirror

This lighted mirror has risen to a place of Eminence™, bringing distinction to every room it graces. A unique shadow-box frame, inward-facing task lighting, and ambient wall glow combine to create an elegant balance of form and function.

Elegant



Eclipse™ TV Cover

This exclusive TV cover will Eclipse™ all expectations as it transforms your flat-screen TV into a sleek mirror, providing a clear image when the TV is on, and making it vanish when turned off.



Exclusive



Sumptuous

Integrity™ Wardrobe Mirror

The Integrity™ of precise, geometric lines creates a sumptuous pièce de résistance that provides a full illuminated reflection, adding prestige to any dressing room.

Eminence™ Lighted Mirror

The juxtaposition of a stunning frame adorned with dimmable task lighting and dimmable ambient wall-glow creates a breathtaking focal point of Eminence™ for any room.

Breathtaking





Refreshing

Hampton™ Custom Lighted Mirror

Give any room a refreshing new look with a custom-designed lighted mirror from Electric Mirror. From unique mirror shapes to novel light patterns, if you can dream it, we can build it.



Captivating

Ambiance™ Mirrored Cabinet

Add Ambiance™ to your bathroom and create a captivating look with real-world functionality. Featuring a bold frame of lustrous light, it's an ideal match for contemporary décor.

Brilliance™ Lighted Mirror

Combining a timeless, balanced shape with both task and ambient lighting is sheer Brilliance™. The front-lit design of this modern mirror, available in brushed brass and matte black, elevates task lighting to a level never before seen.



Timeless

Quad Fusion™ Custom Lighted Mirror

With a balanced Fusion™ of two sets of brilliant lights, this mirror not only delivers a smart solution for dual-sink vanities, it also complements and extends the aesthetic design of a dual shower.

Smart





Harmonious

Elixir™ Makeup Mirror

The beautiful styling of this makeup mirror creates the perfect Elixir™ for a magnified reflection, and offers a harmonious complement to our Element™ lighted mirror, also featured.



Enticing

Acclaim™ Fog-Free Mirror

To the Acclaim™ of architects and designers alike, we merged an enticing design, natural-looking LED lighting, and a highly versatile built-in defogger, revolutionizing the shower experience.

Luna™ Lighted Mirror

Just as the Luna™ creates an ethereal solar eclipse, the spectacular presence and beautiful ambient glow of this lighted mirror illuminates your atmosphere with magnificent splendor.

Ethereal



Novo™ Lighted Mirror

A de Novo™ alternative to bathroom sconces, this mirror pairs glimmering illumination with ultra-soft wall glow, forming a harmonious combination of task and ambiance lighting.

Glimmering





Hotel luxury for the Home™

PRODUCTS

- 42 Lighted Mirrors
- 80 Mirror TVs
- 92 Mirrored Cabinets
- 102 Makeup Mirrors
- 116 Wardrobe Mirrors
- 132 Fog-Free Mirrors
- 140 TV Covers
- 146 Custom Products



LIGHTED MIRRORS

Alluring

Aria™ Lighted Mirror

The Aria™ offers a delicate dichotomy of design for any room requiring a unique new look: the romantic curves of rounded corners combined with the exacting look of a symmetrical inset border of light.



Size (w" x h" x d")	S&H	BASE MODEL ¹			BASE MODEL WITH AVA ¹		
		Price	In Stock	Model #	Price	In Stock	Model #
24 x 36 x 1.75	S \$70	\$2,273	Yes	ARI-2436	\$2,365	Yes	ARI-2436-AK
36 x 36 x 1.75	M \$140	\$2,500	Yes	ARI-3636	\$2,765	Yes	ARI-3636-AK
48 x 36 x 1.75	M \$140	\$3,170	Yes	ARI-4836	\$3,332	Yes	ARI-4836-AK
60 x 36 x 1.75	L \$210	\$3,299	Yes	ARI-6036	\$3,456	Yes	ARI-6036-AK

FEATURES AND BENEFITS

- OmegaMirror™ corrosion-resistant, 480-hour CASS-tested proprietary mirror glass
- Environmentally-leading, lead-free, copper-free mirror glass composition
- Fast lead times
- Easy installation
- Title 24 compliant
- JA8-2022 compliant
- 7-year limited warranty
- Patent: www.electricmirror.com/patents
- Made in America with U.S. and global components

AVAILABLE OPTIONS

- Ava™ touch-tunable white + dimming technology^{1,2}
- Defogger²
- Custom sizes

LIGHTING SPECIFICATIONS

- Best-in-class illumination: 1,280 initial lumens/foot
- Superior color rendering: 90+ CRI
- High-density design: 54 LEDs/foot
- High efficacy: 140 lumens/watt
- Color temperature (CCT): 3,000K
- LED L₇₀ Lifespan (calculated): 52,000-hours
- Extended longevity: replaceable LEDs

SAFETY SPECIFICATIONS

- Entire assembly meets UL/cUL standards
- International certifications
- Safety-backed mirror

INSTALLATION SPECIFICATIONS

- 120-277VAC hardwire electrical connection; provide 36" whip; junction box not required
- Chassis should be mounted to wall studs; mounting holes are provided
- Controlled by phase/triac dimming wall switch (by others)
- Installation wiring may be different on mirrors equipped with additional options
- Fixture can only be hung in the WxH orientation as shown; fixture is not field-interchangeable



¹Standard model numbers shown. For additional options, see page 152 or contact residential@electricmirror.com.

²See technology specification sheets for more details.

Bela™ Lighted Mirror

Add contemporary flair to your design with the distinctive radius corners and slim frost windows of the Bela™. Featuring a smooth polished edge and rounded bands of light, this mirror is as artful as it is alluring.



Size (w" x H" x D")	S&H	BASE MODEL ¹			BASE MODEL WITH AVA ¹		
		Price	In Stock	Model #	Price	In Stock	Model #
24 x 42 x 1.75	M \$140	\$2,214	Yes	BEL-2442	\$2,560	Yes	BEL-2442-AK
36 x 42 x 1.75	M \$140	\$2,792	Yes	BEL-3642	\$3,143	Yes	BEL-3642-AK

FEATURES AND BENEFITS

- OmegaMirror™ corrosion-resistant, 480-hour CASS-tested proprietary mirror glass
- Environmentally-leading, lead-free, copper-free mirror glass composition
- Fast lead times
- Easy installation
- ADA compliant
- Title 24 compliant
- JA8-2022 compliant
- 7-year limited warranty
- Patent: www.electricmirror.com/patents
- Made in America with U.S. and global components

AVAILABLE OPTIONS

- Ava™ touch-tunable white + dimming technology ^{1,2}

- Defogger ²
- Custom sizes

LIGHTING SPECIFICATIONS

- Best-in-class illumination: 1,280 initial lumens/foot
- Superior color rendering: 90+ CRI
- High-density design: 54 LEDs/foot
- High efficacy: 140 lumens/watt
- Color temperature (CCT): 3,000K
- LED L₇₀ Lifespan (calculated): 52,000-hours
- Extended longevity: replaceable LEDs

SAFETY SPECIFICATIONS

- Entire assembly meets UL/cUL standards
- International certifications
- Safety-backed mirror

INSTALLATION SPECIFICATIONS

- 120-240VAC hardwire electrical connection; provide 36" whip; junction box not required
- Chassis should be mounted to wall studs; mounting holes are provided
- Controlled by non-dimming on/off wall switch (by others)
- Installation wiring may be different on mirrors equipped with additional options
- Fixture can only be hung in the WxH orientation as shown; fixture is not field-interchangeable

¹Standard model numbers shown. For additional options, see page 152 or contact residential@electricmirror.com.

²See technology specification sheets for more details.



Brilliance™ Lighted Mirror

Task lighting is exceptionally enhanced with the unique design of this front-lit mirror featuring inward-facing directional lighting. The Brilliance™ combines a timeless shape with a modern, slim-profile metal frame, creating a harmonious presence in any space.



Size (W" x H" x D")	S&H	BASE MODEL			
		Price	In Stock	Finish	Model #
24 x 36 x 2.09	S \$70	\$1,841 \$2,036	Yes	Matte Black Brushed Brass	BRI-2436-BK05 BRI-2436-BR02
30 diameter x 2.13	S \$70	\$1,771 \$2,068	Yes	Matte Black Brushed Brass	BRI-30-BK05 BRI-30-BR02
36 diameter x 2.13	M \$140	\$2,020 \$2,230	Yes	Matte Black Brushed Brass	BRI-36-BK05 BRI-36-BR02

FEATURES AND BENEFITS

- Lead-free, copper-free, corrosion-resistant OmegaMirror™
- One-touch dimmable inward-facing task lighting for brilliant facial illumination
- One-touch dimmable wall-glow ambient lighting with diffuser for a finished side view
- Greater illuminance with half the power consumption of traditional LED mirrors
- Sleek and modern profile
- Suitable for damp bathroom environments
- Environmentally sustainable
- Energy efficient
- Easy installation
- JA8-2022 compliant
- 7-year limited warranty

- Patent: www.electricmirror.com/patents
- Designed in the USA

AVAILABLE OPTIONS

- Round or oval shape

LIGHTING SPECIFICATIONS

- Natural-looking LED light color
- CRI: 90+
- CCT: 3,000K
- 351 initial lumens/foot (front lighting)
- 713 initial lumens/foot (wall-glow)
- Maximum 98 lumens/watt efficacy
- Reported L₇₀ >54,000-hour LED lifespan
- Built-in EMX diffusers

SAFETY SPECIFICATIONS

- Entire assembly meets UL/cUL standards
- Safety-backed mirror

INSTALLATION SPECIFICATIONS

- 120V hardwire electrical connection; junction box required
- Fixture should be mounted to wall studs; wall cleat provided
- Controlled by non-dimming wall switch for on/off, and capacitive touch button on fixture for dimming
- Fixture can only be hung in the WxH orientation as shown; fixture is not field-interchangeable



Element™ Lighted Mirror

The unique eye-catching design of the Element™ benefits any modern space by accentuating its contemporary décor. Mounted to the ceiling with a stainless-steel frame and featuring two vertical bands of pure, natural-looking light, this sophisticated mirror balances striking aesthetics with lasting performance.



BASE MODEL					
Size (W" x H" x D")	S&H	Price	In Stock	Finish	Model #
24 x 36 x 2.75 (60" assembly height for 8' ceiling)	INQUIRE	Call for Price	No	Matte Black	ELE60-2436-BK05
		Call for Price		Brushed Stainless	ELE60-2436-SS02
		Call for Price		Polished Stainless	ELE60-2436-SS01
24 x 36 x 2.75 (72" assembly height for 9' ceiling)	INQUIRE	Call for Price	No	Matte Black	ELE72-2436-BK05
		Call for Price		Brushed Stainless	ELE72-2436-SS02
		Call for Price		Polished Stainless	ELE72-2436-SS01
30 x 42 x 2.75 (60" assembly height for 8' ceiling)	INQUIRE	Call for Price	No	Matte Black	ELE60-3042-BK05
		Call for Price		Brushed Stainless	ELE60-3042-SS02
		Call for Price		Polished Stainless	ELE60-3042-SS01
30 x 42 x 2.75 (72" assembly height for 9' ceiling)	INQUIRE	Call for Price	No	Matte Black	ELE72-3042-BK05
		Call for Price		Brushed Stainless	ELE72-3042-SS02
		Call for Price		Polished Stainless	ELE72-3042-SS01

FEATURES AND BENEFITS

- OmegaMirror™ corrosion-resistant, 480-hour CASS-tested proprietary mirror glass
- Environmentally-leading, lead-free, copper-free mirror glass composition
- Fast lead times
- Easy installation
- ADA compliant
- Title 24 compliant
- JA8-2022 compliant
- 7-year limited warranty
- Patent: www.electricmirror.com/patents
- Made in America with U.S. and global components

AVAILABLE OPTIONS

- Ava™ touch-tunable white + dimming technology ¹

- Keen™ one-touch energy-saving dimming technology ¹
- Defogger
- Standard drop for 8' or 9' ceiling height ²
- Custom drop length from ceiling
- Custom sizes

LIGHTING SPECIFICATIONS

- Best-in-class illumination: 1,280 initial lumens/foot
- Superior color rendering: 90+ CRI
- High-density design: 54 LEDs/foot
- High efficacy: 140 lumens/watt
- Color temperature (CCT): 3,000K
- LED L₇₀ Lifespan: 52,000-hours
- Extended longevity: replaceable LEDs

SAFETY SPECIFICATIONS

- Entire assembly meets UL/cUL standards

- International certifications
- Safety-backed mirror

INSTALLATION SPECIFICATIONS

- 120-277VAC hardwire electrical connection; provide whip; junction box not required
- Power to fixture supplied with MC cable exiting ceiling and entering through chassis knockout
- Fixture is ceiling mounted; ceiling must be sufficient in strength to handle weight of entire fixture
- Includes multiple ceiling mounting slots and counter-mounted anchor
- Controlled by forward-phase dimming wall switch (by others)
- Fixture can only be hung in the WxH orientation as shown; fixture is not field-interchangeable



¹ See technology specification sheets for more details.

² See finish options on page 153.

Eminence™ Lighted Mirror

The Eminence™ front-lit mirror has risen to prominence among designers, adding prestige and distinction to every room it graces. Its unique shadow-box frame, inward-facing task lighting, and ambient wall-glow combine to create the perfect balance of form and function.



BASE MODEL					
Size (w" x h" x d")	S&H	Price	In Stock	Finish	Model #
24 x 36 x 2.76	S \$70	\$2,036	Yes	Matte Black	EMN-2436-BK05
		\$2,187		Brushed Brass	EMN-2436-BR02
30 x 42 x 2.76	M \$140	\$2,705	Yes	Matte Black	EMN-3042-BK05
		\$2,878		Brushed Brass	EMN-3042-BR02

See our coordinating Eminence™ Wardrobe Mirror on page 122.

FEATURES AND BENEFITS

- Lead-free, copper-free, corrosion-resistant OmegaMirror™
- One-touch dimmable inward-facing task lighting for brilliant facial illumination
- One-touch dimmable wall-glow ambient lighting with diffuser for a finished side view
- Greater illuminance with half the power consumption of traditional LED mirrors
- Sleek and modern profile
- Suitable for damp bathroom environments
- Environmentally sustainable
- Energy efficient
- Easy installation
- JA8-2022 compliant
- 7-year limited warranty

- Patent: www.electricmirror.com/patents
- Designed in the USA

LIGHTING SPECIFICATIONS

- Natural-looking LED light color
- CRI: 90+
- CCT: 3,000K
- 351 initial lumens/foot (front lighting)
- 713 initial lumens/foot (wall-glow)
- Maximum 98 lumens/watt efficacy
- Reported L₇₀ >54,000-hour LED lifespan
- Built-in EMX diffusers

SAFETY SPECIFICATIONS

- Entire assembly meets UL/cUL standards
- Safety-backed mirror

INSTALLATION SPECIFICATIONS

- 120VAC hardwire electrical connection; whip provided with mirror; junction box controlled by a wall switch (by others) is required
- Fixture should be mounted to wall studs; wall cleat provided
- Controlled by non-dimming wall switch for on/off, and capacitive touch button on fixture for dimming
- Fixture can only be hung in the WxH orientation as shown; fixture is not field-interchangeable



Eternity™ Lighted Mirror



Eternity™ unites a romantic shape with a stunning circle of brilliant light that encapsulates a clear vision of renewal and balance, boldly illuminating your space with timeless elegance.

Size (W" x H" x D")	S&H	BASE MODEL ¹			BASE MODEL WITH AVA ¹		
		Price	In Stock	Model #	Price	In Stock	Model #
21 x 30 x 1.75	S \$70	\$2,219	Yes	ETE-2130	\$2,381	Yes	ETE-2130-AK
30 diameter x 1.75	S \$70	\$2,646	Yes	ETE-30	\$2,527	Yes	ETE-30-AK
36 diameter x 1.75	M \$140	\$2,900	No	ETE-36	\$2,759	No	ETE-36-AK

FEATURES AND BENEFITS

- OmegaMirror™ corrosion-resistant, 480-hour CASS-tested proprietary mirror glass
- Environmentally-leading, lead-free, copper-free mirror glass composition
- Fast lead times
- Easy installation
- Title 24 compliant
- JA8-2022 compliant
- 7-year limited warranty
- Patent: www.electricmirror.com/patents
- Made in America with U.S. and global components

AVAILABLE OPTIONS

- Ava™ touch-tunable white + dimming technology¹
- Defogger
- Custom sizes

LIGHTING SPECIFICATIONS

- Best-in-class illumination: 1,280 initial lumens/foot
- Superior color rendering: 90+ CRI
- High-density design: 54 LEDs/foot
- High efficacy: 140 lumens/watt
- Color temperature (CCT): 3,000K
- LED L₇₀ Lifespan: 52,000-hours
- Extended longevity: replaceable LEDs

SAFETY SPECIFICATIONS

- Entire assembly meets UL/cUL standards
- International certifications
- Safety-backed mirror

INSTALLATION SPECIFICATIONS

- 120VAC hardwire electrical connection; provide whip; junction box not required
- Chassis should be mounted to wall studs; mounting holes are provided
- Controlled by forward-phase dimming wall switch (by others)
- Fixture can only be hung in the WxH orientation as shown; fixture is not field-interchangeable



¹Standard model numbers shown. For additional options, see page 152 or contact residential@electricmirror.com.

²See technology specification sheets for more details.

Eyla™ Lighted Mirror

Bring soothing tranquility to any space with the gentle curves and radiant wall glow of the Eyla™. Combining practical task lighting with subdued ambiance, this mirror offers blissful balance for any project.



Size (w" x h" x d")	S&H	BASE MODEL ¹			BASE MODEL WITH KEEN ¹		
		Price	In Stock	Model #	Price	In Stock	Model #
24 x 36 x 1.75	S \$70	\$2,533	Yes	EYL-2436	\$2,452	Yes	EYL-2436-KG
36 x 36 x 1.75	M \$140	\$2,792	Yes	EYL-3636	\$2,986	Yes	EYL-3636-KG
48 x 36 x 1.75	M \$140	\$3,548	Yes	EYL-4836	\$3,472	Yes	EYL-4836-KG
60 x 36 x 1.75	L \$210	\$3,694	Yes	EYL-6036	\$3,623	Yes	EYL-6036-KG

FEATURES AND BENEFITS

- OmegaMirror™ corrosion-resistant, 480-hour CASS-tested proprietary mirror glass
- Environmentally-leading, lead-free, copper-free mirror glass composition
- Fast lead times
- Easy installation
- Title 24 compliant
- JA8-2022 compliant
- 7-year limited warranty
- Patent: www.electricmirror.com/patents
- Made in America with U.S. and global components

AVAILABLE OPTIONS

- Keen™ one-touch energy-saving dimming technology ¹
- Defogger ²
- Custom sizes

LIGHTING SPECIFICATIONS

- Best-in-class illumination: 1,280 initial lumens/foot
- Superior color rendering: 90+ CRI
- High-density design: 54 LEDs/foot
- High efficacy: 140 lumens/watt
- Color temperature (CCT): 3,000K
- LED L₇₀ Lifespan (calculated): 52,000-hours
- Extended longevity: replaceable LEDs

SAFETY SPECIFICATIONS

- Entire assembly meets UL/cUL standards
- International certifications
- Safety-backed mirror

INSTALLATION SPECIFICATIONS

- 120 or 277VAC hardwire electrical connection; direct wire from behind power box or provide whip to reach side knockout; junction box not required
- Fixture should be mounted to wall studs; wall cleat provided
- Base model controlled by phase/triac dimming wall switch (by others)
- Keen™ model controlled by capacitive touch button on fixture or non-dimming on/off wall switch (by others)
- Installation wiring may be different on mirrors equipped with additional options
- Fixture can only be hung in the WxH orientation as shown; fixture is not field-interchangeable

¹Standard model numbers shown. For additional options, see page 152 or contact residential@electricmirror.com.

²See technology specification sheets for more details.



Fusion™ Lighted Mirror

Fusion™ offers the perfect blend of clean, strong lines and efficient, natural-looking LED lighting, creating a distinctly modern statement of prestige in your bathroom.



Size (w" x H" x D")	S&H	BASE MODEL ¹			BASE MODEL WITH AVA ¹		
		Price	In Stock	Model #	Price	In Stock	Model #
24 x 28 x 1.75	S \$70	\$1,906	Yes	FUS-2428	\$2,241	Yes	FUS-2428-AK
24 x 36 x 1.75	S \$70	\$2,047	Yes	FUS-2436	\$2,371	Yes	FUS-2436-AK
36 x 36 x 1.75	M \$140	\$2,241	Yes	FUS-3636	\$2,560	Yes	FUS-3636-AK
48 x 36 x 1.75	M \$140	\$2,581	Yes	FUS-4836	\$2,905	No	FUS-4836-AK
60 x 36 x 1.75	L \$210	\$2,662	Yes	FUS-6036	\$2,986	Yes	FUS-6036-AK

See our coordinating Fusion™ Wardrobe Mirror on page 124.

FEATURES AND BENEFITS

- OmegaMirror™ corrosion-resistant, 480-hour CASS-tested proprietary mirror glass
- Environmentally-leading, lead-free, copper-free mirror glass composition
- Fast lead times
- Easy installation
- ADA compliant
- Title 24 compliant
- JA8-2022 compliant
- 7-year limited warranty
- Patent: www.electricmirror.com/patents
- Made in America with U.S. and global components

AVAILABLE OPTIONS

- Ava™ touch-tunable white + dimming technology¹

- Defogger
- Custom sizes

LIGHTING SPECIFICATIONS

- Best-in-class illumination: 1,280 initial lumens/foot
- Superior color rendering: 90+ CRI
- High-density design: 54 LEDs/foot
- High efficacy: 140 lumens/watt
- Color temperature (CCT): 3,000K
- LED L₇₀ Lifespan (calculated): 52,000-hours
- Extended longevity: replaceable LEDs

SAFETY SPECIFICATIONS

- Entire assembly meets UL/cUL standards

- International certifications
- Safety-backed mirror

INSTALLATION SPECIFICATIONS

- 120-277VAC hardwire electrical connection; provide 36" whip; junction box not required
- Chassis should be mounted to wall studs; mounting holes are provided
- Base model controlled by forward-phase dimming wall switch (by others)
- Ava™ model controlled by capacitive touch button on fixture or non-dimming on/off wall switch (by others)
- Installation wiring may be different on mirrors equipped with additional options
- Fixture can only be hung in the WxH orientation as shown; fixture is not field-interchangeable



¹Standard model numbers shown. For additional options, see page 152 or contact residential@electricmirror.com.

²See technology specification sheets for more details.

Integrity™ Lighted Mirror

Integrity™ adds glimmering light and tasteful grace to any space while making a powerful impression. Featuring smooth polished edges and a brilliant inner frame of frosted light, this radiant marvel is as stylish as it is functional.



Size (W" x H" x D")	S&H	BASE MODEL ¹			BASE MODEL WITH AVA ¹		
		Price	In Stock	Model #	Price	In Stock	Model #
24 x 36 x 1.75	S \$70	\$2,198	Yes	INT-2436	\$2,241	Yes	INT-2436-AK
30 x 42 x 1.75	M \$140	\$2,408	Yes	INT-3042	\$2,619	Yes	INT-3042-AK
36 x 36 x 1.75	M \$140	\$2,425	Yes	INT-3636	\$2,630	Yes	INT-3636-AK
36 x 42 x 1.75	M \$140	\$2,538	Yes	INT-3642	\$2,738	Yes	INT-3642-AK
42 x 36 x 1.75	M \$140	\$2,538	Yes	INT-4236	\$2,738	Yes	INT-4236-AK
42 x 42 x 1.75	L \$210	\$2,938	Yes	INT-4242	\$2,894	Yes	INT-4242-AK
48 x 36 x 1.75	M \$140	\$3,019	Yes	INT-4836	\$2,975	Yes	INT-4836-AK
54 x 42 x 1.75	L \$210	\$3,148	Yes	INT-5442	\$3,224	Yes	INT-5442-AK
60 x 36 x 1.75	L \$210	\$3,148	Yes	INT-6036	\$3,224	Yes	INT-6036-AK
66 x 42 x 1.75	L \$210	\$3,764	Yes	INT-6642	\$3,451	Yes	INT-6642-AK
72 x 42 x 1.75	L \$210	\$3,829	Yes	INT-7242	\$4,342	Yes	INT-7242-AK

See our coordinating Integrity™ Wardrobe Mirror on page 126.

FEATURES AND BENEFITS

- OmegaMirror™ corrosion-resistant, 480-hour CASS-tested proprietary mirror glass
- Environmentally-leading, lead-free, copper-free mirror glass composition
- Fast lead times
- Easy installation
- Title 24 compliant
- JA8-2022 compliant
- 7-year limited warranty
- Patent: www.electricmirror.com/patents
- Made in America with U.S. and global components

AVAILABLE OPTIONS

- Ava™ touch-tunable white + dimming technology ¹
- Defogger

- Custom sizes

LIGHTING SPECIFICATIONS

- Best-in-class illumination: 1,280 initial lumens/foot
- Superior color rendering: 90+ CRI
- High-density design: 54 LEDs/foot
- High efficacy: 140 lumens/watt
- Color temperature (CCT): 3,000K
- LED L₇₀ Lifespan (calculated): 52,000-hours
- Extended longevity: replaceable LEDs

SAFETY SPECIFICATIONS

- Entire assembly meets UL/cUL standards
- International certifications
- Safety-backed mirror

INSTALLATION SPECIFICATIONS

- 120-277VAC hardwire electrical connection; provide 36" whip; junction box not required
- Chassis should be mounted to wall studs; mounting holes are provided
- Base model controlled by phase/triac dimming wall switch (by others)
- Ava™ model controlled by capacitive touch button on fixture or non-dimming on/off wall switch (by others)
- Installation wiring may be different on mirrors equipped with additional options
- Fixture can only be hung in the WxH orientation as shown; fixture is not field-interchangeable

¹Standard model numbers shown. For additional options, see page 152 or contact residential@electricmirror.com.

²See technology specification sheets for more details.



Isola™ Lighted Mirror

Bring bold elegance to any space with the Isola™ lighted mirror—a freeform design inspired by the beauty of natural islands and flowing coastlines. Its sculpted silhouette and radiant perimeter lighting create a dramatic focal point, blending artistic flair with modern functionality. A captivating piece that transforms any space into a sanctuary of style.



BASE MODEL ¹				
Size (W" x H" x D")	S&H	Price	In Stock	Model #
36 x 42 x 1.63	M \$140	\$4,944	Yes	ISL-3642

FEATURES AND BENEFITS

- OmegaMirror™ corrosion-resistant, 480-hour CASS-tested proprietary mirror glass
- Environmentally-leading, lead-free, copper-free mirror glass composition
- Fast lead times
- Easy installation
- Title 24 compliant
- JA8-2022 compliant
- 7-year limited warranty
- Patent: www.electricmirror.com/patents
- Made in America with U.S. and global components

AVAILABLE OPTIONS

- Defogger

LIGHTING SPECIFICATIONS

- Best-in-class illumination: 1,280 initial lumens/foot
- Superior color rendering: 90+ CRI
- High-density design: 54 LEDs/foot
- High efficacy: 140 lumens/watt
- Color temperature (CCT): 3,000K
- LED L₇₀ Lifespan (calculated): 52,000-hours
- Extended longevity: replaceable LEDs

SAFETY SPECIFICATIONS

- Entire assembly meets UL/cUL standards
- International certifications
- Safety-backed mirror

INSTALLATION SPECIFICATIONS

- 120 or 277VAC hardwire electrical connection; direct wire from behind power box or provide whip to reach side knockout; junction box not required
- Fixture should be mounted to wall studs; wall cleat provided
- Controlled by phase/triac dimming wall switch (by others)
- Installation wiring may be different on mirrors equipped with additional options
- Fixture can only be hung in the WxH orientation as shown; fixture is not field-interchangeable



¹Standard model numbers shown. For additional options, see page 152 or contact residential@electricmirror.com.

²See technology specification sheets for more details.

Luna™ Lighted Mirror

Bathe in the celestial aura of the Luna™ lighted mirror. The luminous ambient wall-glow exudes a sense of grandeur and elegance, transforming your space into a realm of breathtaking beauty.



		BASE MODEL ¹		
Size (w" x H" x D")	S&H	Price	In Stock	Model #
30 diameter x 1.75	S \$70	\$2,144	Yes	LUN-30
36 diameter x 1.75	M \$140	\$2,327	Yes	LUN-36
48 diameter x 1.75	L \$210	\$2,797	Yes	LUN-48
60 diameter x 1.75	L \$210	\$3,224	Yes	LUN-60

FEATURES AND BENEFITS

- OmegaMirror™ corrosion-resistant, 480-hour CASS-tested proprietary mirror glass
- Environmentally-leading, lead-free, copper-free mirror glass composition
- Fast lead times
- Easy installation
- ADA compliant
- Energy efficient
- Title 24 compliant
- JA8-2022 compliant
- 7-year limited warranty
- Patent: www.electricmirror.com/patents
- Made in America with U.S. and global components

AVAILABLE OPTIONS

- Keen™ one-touch energy-saving dimming technology¹
- Defogger²
- Custom sizes

LIGHTING SPECIFICATIONS

- Best-in-class illumination: 853 initial lumens/foot
- Superior color rendering: 90+ CRI
- High-density design: 44 LEDs/foot
- High efficacy: 140 lumens/watt
- Color temperature (CCT): 3,000K
- LED L₇₀ Lifespan (calculated): 52,000-hours
- Extended longevity: replaceable LEDs

SAFETY SPECIFICATIONS

- Entire assembly meets UL/cUL standards
- International certifications
- Safety-backed mirror

INSTALLATION SPECIFICATIONS

- 120 or 277VAC hardwire electrical connection; direct wire from behind power box or provide whip to reach side knockout; junction box not required
- Fixture should be mounted to wall studs; wall cleat provided
- Controlled by phase/triac dimming wall switch (by others)
- Installation wiring may be different on mirrors equipped with additional options



¹Standard model numbers shown. For additional options, see page 152 or contact residential@electricmirror.com.

Novo™ Lighted Mirror

A singularly smart and modern alternative to bathroom sconces, Novo™ pairs incredible natural-looking illumination with ultra-soft wall glow, forming a harmonious combination of task and ambiance lighting.



BASE MODEL ¹				
Size (w" x h" x d")	S&H	Price	In Stock	Model #
24 x 36 x 1.75	S \$70	\$1,885	Yes	NOV-2436
36 x 36 x 1.75	M \$140	\$1,993	Yes	NOV-3636
48 x 36 x 1.75	M \$140	\$2,225	Yes	NOV-4836

FEATURES AND BENEFITS

- OmegaMirror™ corrosion-resistant, 480-hour CASS-tested proprietary mirror glass
- Environmentally-leading, lead-free, copper-free mirror glass composition
- Fast lead times
- Easy installation
- ADA compliant
- Title 24 compliant
- JAB-2022 compliant
- 7-year limited warranty
- Patent: www.electricmirror.com/patents
- Made in America with U.S. and global components

AVAILABLE OPTIONS

- Keen™ one-touch energy-saving dimming technology¹

- Defogger²
- Custom sizes

LIGHTING SPECIFICATIONS

- Best-in-class illumination: 1,280 initial lumens/foot
- Superior color rendering: 90+ CRI
- High-density design: 54 LEDs/foot
- High efficacy: 140 lumens/watt
- Color temperature (CCT): 3,000K
- LED L₇₀ Lifespan (calculated): 52,000-hours
- Extended longevity: replaceable LEDs

SAFETY SPECIFICATIONS

- Entire assembly meets UL/cUL standards
- International certifications
- Safety-backed mirror

INSTALLATION SPECIFICATIONS

- 120 or 277VAC hardwire electrical connection; direct wire from behind power box or provide whip to reach side knockout; junction box not required
- Fixture should be mounted to wall studs; wall cleat provided
- Controlled by phase/triac dimming wall switch (by others)
- Installation wiring may be different on mirrors equipped with additional options
- Fixture can only be hung in the WxH orientation as shown; fixture is not field-interchangeable



¹Standard model numbers shown. For additional options, see page 152 or contact residential@electricmirror.com.

²See technology specification sheets for more details.

Radiance™ Lighted Mirror



Unmatched task lighting finds a home in a new slim design to create a spectacular Radiance™. Boasting brilliant inward-facing directional lighting and a sublimely sleek look, this lighted mirror can serve flawlessly in virtually any room.

Size (W" x H" x D")	S&H	BASE MODEL ¹			
		Price	In Stock	Finish	Model #
24 x 36 x 2	S \$70	\$2,376	Yes	Etched Chrome	RAD3-2436-CH04
		\$2,376		Matte Black	RAD3-2436-BK05
		\$2,479		Brushed Brass	RAD3-2436-BR02
36 x 36 x 2	S \$70	\$2,511	Yes	Etched Chrome	RAD3-3636-CH04
		\$2,511		Matte Black	RAD3-3636-BK05
		\$2,619		Brushed Brass	RAD3-3636-BR02
48 x 36 x 2	M \$140	\$2,716	Yes	Etched Chrome	RAD3-4836-CH04
		\$2,716		Matte Black	RAD3-4836-BK05
		\$2,824		Brushed Brass	RAD3-4836-BR02
60 x 36 x 2	L \$210	\$2,921	Yes	Etched Chrome	RAD3-6036-CH04
		\$2,921		Matte Black	RAD3-6036-BK05
		\$3,040		Brushed Brass	RAD3-6036-BR02

See our coordinating Radiance™ Wardrobe Mirror on page 128.

FEATURES AND BENEFITS

- Lead-free, copper-free, corrosion-resistant OmegaMirror™
- Inward-facing task lighting for brilliant facial illumination
- Greater illuminance with half the power consumption of traditional LED mirrors
- Forward-phase dimming technology
- Sleek and modern profile
- Suitable for damp bathroom environments
- Environmentally sustainable
- Energy efficient
- Fast lead times
- Easy installation
- Title 24 compliant
- JA8-2022 compliant
- 7-year limited warranty

- Patent: www.electricmirror.com/patents
- Made in America with U.S. and global components

AVAILABLE OPTIONS

- Defogger
- Custom sizes

LIGHTING SPECIFICATIONS

- Natural-looking LED light color
- CRI: 90+
- CCT: 3,000K (appears 2,700K after diffusion)
- 302 initial lumens/foot
- Maximum 100 lumens/watt efficacy
- Calculated L₇₀ 140,000-hour LED lifespan
- Built-in EMX diffusers

SAFETY SPECIFICATIONS

- Entire assembly meets UL/cUL standards
- Safety-backed mirror

INSTALLATION SPECIFICATIONS

- 120V hardwire electrical connection; direct wire from behind power box or provide whip to reach power box; junction box not required
- Fixture should be mounted to wall studs; wall cleat provided
- Controlled by forward-phase dimming wall switch
- Fixture can only be hung in the WxH orientation as shown; fixture is not field-interchangeable

¹Standard model numbers shown. For additional options, see page 152 or contact residential@electricmirror.com.

²See finish options on page 153.



Saratoga™ Lighted Mirror



Storied past meets exhilarating present in the prestigious Saratoga™. With sleek lines reflecting strength, grace, and elegance, this top-performing lighted mirror is the fixture to bet on for a winning design.

Size (W" x H" x D")	S&H	BASE MODEL ¹			BASE MODEL WITH AVA ¹		
		Price	In Stock	Model #	Price	In Stock	Model #
24 x 36 x 1.75	S \$70	\$2,651	Yes	SAR-2436	\$2,808	Yes	SAR-2436-AK
24 x 42 x 1.75	M \$140	\$2,840	Yes	SAR-2442	\$2,992	Yes	SAR-2442-AK

See our coordinating Saratoga™ Wardrobe Mirror on page 130.

FEATURES AND BENEFITS

- OmegaMirror™ corrosion-resistant, 480-hour CASS-tested proprietary mirror glass
- Environmentally-leading, lead-free, copper-free mirror glass composition
- Fast lead times
- Easy installation
- Title 24 compliant
- JA8-2022 compliant
- 7-year limited warranty
- Patent: www.electricmirror.com/patents
- Made in America with U.S. and global components

AVAILABLE OPTIONS

- Ava™ touch-tunable white + dimming technology ¹

- Defogger

- Custom sizes

LIGHTING SPECIFICATIONS

- Best-in-class illumination: 1,280 initial lumens/foot
- Superior color rendering: 90+ CRI
- High-density design: 54 LEDs/foot
- High efficacy: 140 lumens/watt
- Color temperature (CCT): 3,000K
- LED L₇₀ Lifespan: 52,000-hours
- Extended longevity: replaceable LEDs

SAFETY SPECIFICATIONS

- Entire assembly meets UL/cUL standards

- International certifications

- Safety-backed mirror

INSTALLATION SPECIFICATIONS

- 120-277VAC hardwire electrical connection; provide whip; junction box not required
- Chassis should be mounted to wall studs; mounting holes are provided
- Controlled by forward-phase dimming wall switch (by others)
- Fixture can only be hung in the WxH orientation as shown; fixture is not field-interchangeable

¹Standard model numbers shown. For additional options, see page 152 or contact residential@electricmirror.com.

²See technology specification sheets for more details.



Serenity™ Lighted Mirror

Serenity™ brings an aura of tranquil beauty and soft, ethereal light to any space. Renowned for its timeless design and gentle ambient wall-glow, this exquisite centerpiece turns any room into a serene oasis of calm.



BASE MODEL ¹				
Size (w" x H" x D")	S&H	Price	In Stock	Model #
24 x 36 x 1.75	S \$70	\$2,203	Yes	SER-2436
36 x 36 x 1.75	M \$140	\$2,387	Yes	SER-3636
48 x 36 x 1.75	M \$140	\$2,927	Yes	SER-4836
60 x 36 x 1.75	L \$210	\$3,094	Yes	SER-6036

FEATURES AND BENEFITS

- OmegaMirror™ corrosion-resistant, 480-hour CASS-tested proprietary mirror glass
- Environmentally-leading, lead-free, copper-free mirror glass composition
- Fast lead times
- Easy installation
- Title 24 compliant
- JA8-2022 compliant
- 7-year limited warranty
- Patent: www.electricmirror.com/patents
- Made in America with U.S. and global components

AVAILABLE OPTIONS

- Keen™ one-touch energy-saving dimming technology¹

- Defogger²
- Custom sizes

LIGHTING SPECIFICATIONS

- Best-in-class illumination: 853 initial lumens/foot
- Superior color rendering: 90+ CRI
- High-density design: 44 LEDs/foot
- High efficacy: 140 lumens/watt
- Color temperature (CCT): 3,000K
- LED L₇₀ Lifespan (calculated): 52,000-hours
- Extended longevity: replaceable LEDs

SAFETY SPECIFICATIONS

- Entire assembly meets UL/cUL standards

- International certifications
- Safety-backed mirror

INSTALLATION SPECIFICATIONS

- 120 or 277VAC hardwire electrical connection; direct wire from behind power box or provide whip to reach side knockout; junction box not required
- Fixture should be mounted to wall studs; wall cleat provided
- Controlled by phase/triac dimming wall switch (by others)
- Installation wiring may be different on mirrors equipped with additional options
- Fixture can only be hung in the WxH orientation as shown; fixture is not field-interchangeable



¹Standard model numbers shown. For additional options, see page 152 or contact residential@electricmirror.com.

Silhouette™ Lighted Mirror



A stunning blend of free-floating reflections and radiant light defines the elegance of Silhouette™. Offering both functional task lighting and a gentle wall-glow, this exquisite lighted mirror transforms your bathroom with brilliant illumination and timeless beauty.

Size (W" x H" x D")	S&H	BASE MODEL ¹			BASE MODEL WITH KEEN ¹		
		Price	In Stock	Model #	Price	In Stock	Model #
24 x 36 x 1.25	S \$70	\$2,441	Yes	SIL-2436	\$2,360	Yes	SIL-2436-KG
30 x 42 x 1.25	M \$140	\$2,689	Yes	SIL-3042	\$2,884	Yes	SIL-3042-KG
36 x 36 x 1.25	M \$140	\$2,651	Yes	SIL-3636	\$2,851	Yes	SIL-3636-KG
42 x 42 x 1.25	L \$210	\$3,170	Yes	SIL-4242	\$3,100	Yes	SIL-4242-KG
48 x 36 x 1.25	M \$140	\$3,262	Yes	SIL-4836	\$3,191	Yes	SIL-4836-KG
54 x 42 x 1.25	L \$210	\$3,467	No	SIL-5442	\$3,397	Yes	SIL-5442-KG
60 x 36 x 1.25	L \$210	\$3,456	Yes	SIL-6036	\$3,386	Yes	SIL-6036-KG
66 x 42 x 1.25	L \$210	\$3,866	Yes	SIL-6642	\$3,796	Yes	SIL-6642-KG

FEATURES AND BENEFITS

- OmegaMirror™ corrosion-resistant, 480-hour CASS-tested proprietary mirror glass
- Environmentally-leading, lead-free, copper-free mirror glass composition
- Fast lead times
- Easy installation
- Title 24 compliant
- JA8-2022 compliant
- 7-year limited warranty
- Patent: www.electricmirror.com/patents
- Made in America with U.S. and global components

AVAILABLE OPTIONS

- Keen™ one-touch energy-saving dimming technology ¹

- Defogger ²

- Custom sizes

LIGHTING SPECIFICATIONS

- Best-in-class illumination: 1,280 initial lumens/foot
- Superior color rendering: 90+ CRI
- High-density design: 54 LEDs/foot
- High efficacy: 140 lumens/watt
- Color temperature (CCT): 3,000K
- LED L₇₀ Lifespan (calculated): 52,000-hours
- Extended longevity: replaceable LEDs

SAFETY SPECIFICATIONS

- Entire assembly meets UL/cUL standards

- International certifications

- Safety-backed mirror

INSTALLATION SPECIFICATIONS

- 120V-240V hardwire electrical connection; provide 36" whip; junction box not required
- Chassis should be mounted to wall studs; mounting holes are provided
- Standard model controlled by forward-phase dimming wall switch
- Keen™ model controlled by capacitive touch button on fixture or non-dimming on/off wall switch
- Fixture can only be hung in the WxH orientation as shown; fixture is not field-interchangeable


¹Standard model numbers shown. For additional options, see page 152 or contact residential@electricmirror.com.

²See technology specification sheets for more details.



Trinity™ Lighted Mirror

The Trinity™ lighted mirror combines a well-balanced shape, sleek lighted border, and soothing wall-glow to bring any space to life.



BASE MODEL ¹				
Size (w" x h" x d")	S&H	Price	In Stock	Model #
30 diameter x 1.75	S \$70	\$2,257	Yes	TRI-30

FEATURES AND BENEFITS

- OmegaMirror™ corrosion-resistant, 480-hour CASS-tested proprietary mirror glass
- Environmentally-leading, lead-free, copper-free mirror glass composition
- Fast lead times
- Easy installation
- Title 24 compliant
- JA8-2022 compliant
- 7-year limited warranty
- Patent: www.electricmirror.com/patents
- Made in America with U.S. and global components

AVAILABLE OPTIONS

- Keen™ one-touch energy-saving dimming technology ¹
- Defogger ²

- Custom sizes

LIGHTING SPECIFICATIONS

- Best-in-class illumination: 1,280 initial lumens/foot
- Superior color rendering: 90+ CRI
- High-density design: 54 LEDs/foot
- High efficacy: 140 lumens/watt
- Color temperature (CCT): 3,000K
- LED L₇₀ Lifespan (calculated): 52,000-hours
- Extended longevity: replaceable LEDs

SAFETY SPECIFICATIONS

- Entire assembly meets UL/cUL standards
- International certifications
- Safety-backed mirror

INSTALLATION SPECIFICATIONS

- 120 or 277VAC hardwire electrical connection; direct wire from behind power box or provide whip to reach side knockout; junction box not required
- Fixture should be mounted to wall studs; wall cleat provided
- Controlled by phase/triac dimming wall switch (by others)
- Installation wiring may be different on mirrors equipped with additional options



Frequently Asked Questions for Lighted Mirrors

WHAT IS THE BRIGHTEST LIGHTED MIRROR?

Our collection of front-lit mirrors, which include the Brilliance™, the Eminence™, and the Radiance™, are the brightest mirrors for task lighting due to their inward directional lighting that illuminates the face. Among our traditional back lit mirrors, the larger Aria™ and Integrity™ lighted mirrors offer the brightest lighting. The Eyla™ and Silhouette™ lighted mirrors emit a similar amount of light, but much of that light is directed towards the wall for wall glow, resulting in softer task lighting.

CAN A LIGHTED MIRROR BE THE ONLY SOURCE OF LIGHT IN A BATHROOM?

We recommend having overhead lighting in addition to lighted mirrors to create ideal conditions.

HOW DO I MOUNT A LIGHTED MIRROR TO THE WALL?

Lighted mirrors (other than the Brilliance™, Eminence™ and Radiance™—see below) include two components: a metal chassis and a mirror face. To mount the chassis, use the provided mounting holes near the corners of the chassis to secure it to a structurally sound surface, such as wall studs. After the chassis is mounted and hardwired, hang the mirror face on the front of the chassis.

HOW DO I MOUNT THE BRILLIANCE™, EMINENCE™, AND RADIANCE™ TO THE WALL?

First, mount the included wall cleat to the wall, using the provided mounting holes to secure it to a structurally sound surface, such as wall studs. With the Radiance™, a separate power box is mounted to the wall. Then, connect the wiring and hang the fixture on the cleat.

CAN A LIGHTED MIRROR BE MOUNTED IN ANY ORIENTATION?

No, the lighted mirror must be installed in the orientation listed (width x height) as the mirror hangs on a chassis or wall cleat. Contact us for a quote if a custom size is required; see page 154 for details.

CAN A LIGHTED MIRROR BE MOUNTED ALL THE WAY TO THE CEILING?

No, the lighted mirrors require at least 1 inch clearance at the top to allow space for the mirror to lift on and off of the metal chassis or wall cleat. See Element™ and Elite™ for ceiling-mounted mirrors.

CAN THE LIGHTED MIRRORS BE RECESSED FLUSH WITH THE WALL?

Lighted mirrors are typically meant to be surface mounted. To recess an Eternity™, Fusion™, or Integrity™ lighted mirror, ensure that the 1/4" mirror is proud of the wall and just the chassis is partially recessed. Make sure to leave a 1" clearance above the glass so the mirror can lift up for installation and maintenance.

WHAT POWER IS NEEDED FOR MOST LIGHTED MIRRORS?

Most lighted mirrors come ready to hardwire for 120V-240V. The power whip should come through the back of the unit for the hardwire connection. A 36" long power whip can be prepared 12" down from the top of the mirror and centered from left to right. A quick disconnect is included so the wires can easily be connected. No J-Box is required for most fixtures (see Brilliance™ and Eminence™ below).

WHAT POWER IS NEEDED FOR THE BRILLIANCE™, EMINENCE™, AND RADIANCE™?

These lighted mirrors come ready to hardwire for 120V. For Brilliance™ and Eminence™ a J-Box is required. Radiance™ does not require a J-Box. Power will enter through knockout of provided enclosure. See Installation Instructions for specific locations.

CAN THE LIGHTS BE REPLACED?

Depending on the lighted mirror our LEDs have calculated or reported L₇₀ lifespans from 50,000 to 140,000 hours so they will likely not need to be replaced for many years; however, they are designed to be replaceable on most units.

CAN ANY LIGHTED PRODUCT BE UPGRADED WITH AVA™ OR KEEN™?

Ava™ and Keen™ technologies are available on many of our products, as indicated throughout this book; however they cannot be added to products where they are not listed as options.

QUESTIONS?

Call 888.368.1285.





MIRROR TVS

Refined

Fusion™ Lighted Mirror TV

This high-tech, high-style Fusion™ is defined by clean lines, efficient natural-looking LED lighting, and an ultra-sharp LED HD display—ideal for adding a definitive statement of prestige to any bathroom.



Size (W" x H" x D")	S&H	BASE MODEL with 15.6" TV (diagonal) ¹			BASE MODEL with 21.5" TV (diagonal) ¹		
		Price	In Stock	Model #	Price	In Stock	Model #
30 x 42 x 1.75	M \$140	\$5,503	No	FUS-156-AV-3042	--	--	--
36 x 42 x 1.75	M \$140	\$5,702	No	FUS-156-AV-3642	\$7,420	No	FUS-215-AV-3642
48 x 42 x 1.75	L \$210	\$5,870	No	FUS-156-AV-4842	\$7,619	No	FUS-215-AV-4842
60 x 42 x 1.75	L \$210	\$6,118	No	FUS-156-AV-6042	\$7,911	No	FUS-215-AV-6042

FEATURES AND BENEFITS

- Lead-free, copper-free, corrosion-resistant OmegaMirror™ with Spectrum™ mirror glass technology
- Forward-facing task lighting
- Forward-phase dimming technology
- Integrated speakers
- Suitable for damp bathroom environments
- Environmentally sustainable
- Energy efficient
- Fast lead times
- Easy installation
- 7-year limited warranty
- Covered by one or more patents
- Assembled in the USA

AVAILABLE OPTIONS

- Custom sizes

DISPLAY FEATURES & BENEFITS

- 15.6" or 21.5" LED HD display¹

- 1920 x 1080, 16:9 widescreen ratio
- 50,000-hour panel
- Removable power supply
- Left/right out and line level audio out
- HDMI, HDMI (CEC), RS232, IR and USB connections²
- 20 watt/channel amplification with integrated state-of-the-art mini speakers for high quality stereo sound
- Waterproof remote control

LIGHTING SPECIFICATIONS

- Natural-looking LED light color
- CRI: 90+
- CCT: 3,000K
- Replaceable LEDs
- 604 initial lumens/foot
- Maximum 100 lumens/watt efficacy
- Calculated L₇₀ 124,000-hour LED lifespan

SAFETY SPECIFICATIONS

- Entire assembly meets UL/cUL standards
- International certifications
- Safety-backed mirror
- FCC compliant

INSTALLATION SPECIFICATIONS

- 120V-240V hardwire electrical connection; provide 36" whip; junction box not required
- Chassis should be mounted to wall studs; mounting holes are provided
- Controlled by forward-phase dimming wall switch
- Plug display into unswitched 120-240V recessed electrical outlet and make video/audio connections behind mirror
- Fixture can only be hung in the WxH orientation as shown; fixture is not field-interchangeable



¹ Standard model numbers shown. For additional options, see page 152 or contact residential@electricmirror.com.

² Does not contain a tuner—external media device (STB, Cable, Etc.) required.

Integrity™ Lighted Mirror TV



Place Integrity™ over your bathroom vanity and instantly renew your space with brilliance and motion. It features a smooth polished edge, luminous inner frame of natural-looking LED lighting, and the vibrant Genesis 2™ LED HD display.

Size (W" x H" x D")	S&H	BASE MODEL with 15.6" TV (diagonal) ¹			BASE MODEL with 21.5" TV (diagonal) ¹		
		Price	Stock	Model #	Price	Stock	Model #
36 x 42 x 1.75	M \$140	\$5,762	No	INT-156-AV-3642	\$6,340	No	INT-215-AV-3642
42 x 42 x 1.75	L \$210	\$5,832	No	INT-156-AV-4242	\$6,404	No	INT-215-AV-4242
48 x 42 x 1.75	L \$210	\$6,059	No	INT-156-AV-4842	\$6,642	No	INT-215-AV-4842
54 x 42 x 1.75	L \$210	\$6,118	No	INT-156-AV-5442	\$6,696	No	INT-215-AV-5442
60 x 42 x 1.75	L \$210	\$6,307	No	INT-156-AV-6042	\$6,885	No	INT-215-AV-6042
66 x 42 x 1.75	L \$210	\$6,426	No	INT-156-AV-6642	\$7,004	No	INT-215-AV-6642

FEATURES AND BENEFITS

- Lead-free, copper-free, corrosion-resistant OmegaMirror™ with Spectrum™ mirror glass technology
- Forward-facing task lighting
- Forward-phase dimming technology
- Integrated speakers
- Suitable for damp bathroom environments
- Environmentally sustainable
- Energy efficient
- Fast lead times
- Easy installation
- 7-year limited warranty
- Covered by one or more patents
- Assembled in the USA

AVAILABLE OPTIONS

- Custom sizes

DISPLAY FEATURES & BENEFITS

- 15.6" or 21.5" LED HD display¹
- 1920 x 1080, 16:9 widescreen ratio
- 50,000-hour panel
- Removable power supply
- Left/right and line level audio out
- HDMI, HDMI (CEC), RS232, IR and USB connections²
- 20 watt/channel amplification with integrated state-of-the-art mini speakers for high quality stereo sound
- Waterproof remote control

LIGHTING SPECIFICATIONS

- Natural-looking LED light color
- CRI: 90+
- CCT: 3,000K
- Replaceable LEDs
- 604 initial lumens/foot
- Maximum 100 lumens/watt efficacy
- Calculated L₇₀ 124,000-hour LED lifespan

SAFETY SPECIFICATIONS

- Entire assembly meets UL/cUL standards
- International certifications
- Safety-backed mirror
- FCC compliant

INSTALLATION SPECIFICATIONS

- 120V-240V hardwire electrical connection; provide 36" whip; junction box not required
- Chassis should be mounted to wall studs; mounting holes are provided
- Controlled by forward-phase dimming wall switch
- Plug display into unswitched 120-240V recessed electrical outlet and make video/audio connections behind mirror
- Fixture can only be hung in the WxH orientation as shown; fixture is not field-interchangeable



¹ Standard model numbers shown. For additional options, see page 152 or contact residential@electricmirror.com.

² Does not contain a tuner-external media device (STB, Cable, Etc.) required.

Loft™ Mirror TV

Upgrade your bathroom space by adding an excitement-filled Loft™. With a contemporary look and the impressive Genesis 2™ LED HD display, it provides a plethora of entertainment, news, and sports, while doubling as a dynamic centerpiece.



Size (w" x h" x d")	S&H	BASE MODEL with 15.6" TV (diagonal)¹			BASE MODEL with 21.5" TV (diagonal)¹		
		Price	In Stock	Model #	Price	In Stock	Model #
30 x 40 x 1.75	M \$140	\$4,790	No	LOF-156-AV-3040	\$5,395	No	LOF-215-AV-3040
40 x 40 x 1.75	L \$210	\$4,860	No	LOF-156-AV-4040	\$5,465	No	LOF-215-AV-4040
50 x 40 x 1.75	L \$210	\$4,952	No	LOF-156-AV-5040	\$5,551	No	LOF-215-AV-5040
60 x 40 x 1.75	L \$210	\$5,087	No	LOF-156-AV-6040	\$5,692	No	LOF-215-AV-6040

FEATURES AND BENEFITS

- Lead-free, copper-free, corrosion-resistant OmegaMirror™ with Spectrum™ mirror glass technology
- Integrated speakers
- Suitable for damp bathroom environments
- Environmentally sustainable
- Energy efficient
- Fast lead times
- Easy installation
- 7-year limited warranty
- Covered by one or more patents
- Assembled in the USA

AVAILABLE OPTIONS

- Custom sizes¹

DISPLAY FEATURES & BENEFITS

- 15.6" or 21.5" LED HD display¹
- 1920 x 1080, 16:9 widescreen ratio
- 50,000-hour panel
- Removable power supply
- Left/right out and line level audio out
- HDMI, HDMI (CEC), RS232, IR and USB connections²
- 20 watt/channel amplification with integrated state-of-the-art mini speakers for high quality stereo sound
- Waterproof remote control

SAFETY SPECIFICATIONS

- Entire assembly meets UL/cUL standards
- International certifications

- Safety-backed mirror
- FCC compliant

INSTALLATION SPECIFICATIONS

- Fixture should be mounted to wall studs; wall cleat provided
- Plug Display into unswitched 120-240V recessed electrical outlet and make video/audio connections behind mirror
- Fixture can only be hung in the WxH orientation as shown; fixture is not field-interchangeable

¹ Standard model numbers shown. For additional options, see page 152 or contact residential@electricmirror.com.

² Does not contain a tuner-external media device (STB, Cable, Etc.) required.



Silhouette™ Lighted Mirror TV

Change your expectations of what a luxury bathroom should be by adding an awe-inspiring Silhouette™. With its vivid task lighting, soft wall glow, and the stunning Genesis 2™ LED HD display, there's no shortage of ways to leave a lasting impression.



Size (W" x H" x D")	S&H	BASE MODEL with 15.6" TV (diagonal) ¹			BASE MODEL with 21.5" TV (diagonal) ¹		
		Price	In Stock	Model #	Price	In Stock	Model #
36 x 42 x 1.75	M \$140	\$5,940	No	SIL-156-AV-3642	\$6,523	No	SIL-215-AV-3642
42 x 42 x 1.75	L \$210	\$5,989	No	SIL-156-AV-4242	\$6,577	No	SIL-215-AV-4242
48 x 42 x 1.75	L \$210	\$6,259	No	SIL-156-AV-4842	\$6,842	No	SIL-215-AV-4842
54 x 42 x 1.75	L \$210	\$6,356	No	SIL-156-AV-5442	\$6,944	No	SIL-215-AV-5442
60 x 42 x 1.75	L \$210	\$6,518	No	SIL-156-AV-6042	\$7,090	No	SIL-215-AV-6042
66 x 42 x 1.75	L \$210	\$6,615	No	SIL-156-AV-6642	\$7,187	No	SIL-215-AV-6642

FEATURES AND BENEFITS

- Lead-free, copper-free, corrosion-resistant OmegaMirror™ with Spectrum™ mirror glass technology
- Forward-facing task lighting
- Wall-glow ambient lighting on all four sides with diffuser for a finished side view
- Forward-phase dimming technology
- Integrated speakers
- Suitable for damp bathroom environments
- Environmentally sustainable
- Energy efficient
- Fast lead times
- Easy installation
- 7-year limited warranty
- Covered by one or more patents
- Assembled in the USA

AVAILABLE OPTIONS

- Custom sizes ¹

DISPLAY FEATURES & BENEFITS

- 15.6" or 21.5" LED HD display ¹
- 1920 x 1080, 16:9 widescreen ratio
- 50,000-hour panel
- Removable power supply
- Left/right out and line level audio out
- HDMI, HDMI (CEC), RS232, IR and USB connections ²
- 20 watt/channel amplification with integrated state-of-the-art mini speakers for high quality stereo sound
- Waterproof remote control

LIGHTING SPECIFICATIONS

- Natural-looking LED light color
- CRI: 90+
- CCT: 3,000K
- Replaceable LEDs
- 720 initial lumens/foot
- Maximum 100 lumens/watt efficacy

- Calculated L₇₀ 52,000-hour LED lifespan

SAFETY SPECIFICATIONS

- Entire assembly meets UL/cUL standards
- International certifications
- Safety-backed mirror
- FCC compliant

INSTALLATION SPECIFICATIONS

- 120V-240V hardwire electrical connection; provide 36" whip; junction box not required
- Chassis should be mounted to wall studs; mounting holes are provided
- Controlled by forward-phase dimming wall switch
- Plug display into unswitched 120-240V recessed electrical outlet and make video/audio connections behind mirror
- Fixture can only be hung in the WxH orientation as shown; fixture is not field-interchangeable

¹ Standard model numbers shown. For additional options, see page 152 or contact residential@electricmirror.com.

² Does not contain a tuner-external media device (STB, Cable, Etc.) required.



Frequently Asked Questions for Mirror TVs

ARE SPEAKERS INCLUDED, AND CAN I USE MY OWN SPEAKERS?

Yes, our TVs include integrated speakers. They're also compatible with most third-party external speakers.

WHAT IS THE WARRANTY ON THE TV AND HOW DO I SERVICE THE TV?

We offer an industry leading three-year warranty for the TV. Should an issue occur within the warranty period, we'll either repair or replace the TV. The TV can easily be swapped from the TV bracket on the back of the mirror using a Phillips screwdriver.

CAN THE TV BE INTEGRATED WITH A HOME AUTOMATION SYSTEM?

Yes, our TV includes IR in and IR out (3.5mm jacks) for communication with home automation systems. Request our IR codes by emailing customer.support@electricmirror.com. RS-232 control is available for special order, contact us for quotation.

DO I NEED A SEPARATE CABLE BOX?

Yes. Our TV does not include a tuner. An LG set-top box or broadcast cable box is recommended. Contact our Technical Support team if using another brand set-top box. Without a set-top or cable box, our TV acts as a display with provided video signal over HDMI.

DO I NEED A SEPARATE REMOTE CONTROL?

It depends on your set-top box. When using an LG set-top box, our remote control is all that is required. If using a broadcast cable box, typically their remote control can be programmed with our IR codes and can be used in place of our remote. Contact Technical Support if using another brand set-top box.

HOW DO I MOUNT A LIGHTED MIRROR TV?

First, review the chassis and mirror, noting the location of the TV, defoggers, speakers, hanger, or other mirror components. Then, recess a power outlet (so the TV can plug in for power and any audio/video connections needed) behind the mirror in a location that does not interfere with any of the components. Next, mount the chassis to the wall. Finally, hang the mirror TV on the chassis. Consult the installation guide for more details.

HOW DO I MOUNT A NON-LIT MIRROR TV?

First, recess a power outlet behind the mirror so the TV can plug in for power and any audio/video connections needed. Make sure the outlet does not interfere with the hanger on the mirror or the area behind it. Then, mount the metal wall cleat to the wall. Finally, hang the mirror TV on the wall cleat. Consult the installation guide for more details.

QUESTIONS?

Call 888.368.1285.





MIRRORED CABINETS

Sophisticated

Ambiance™ Mirrored Cabinet



Add Ambiance™ to your bathroom space and create a uniquely modern look with real-world functionality. It features a frame of lustrous light and a precision polished edge — an ideal match for your contemporary décor. A wall switch is required for exterior light operation.

Size (w" x H" x D")	S&H	BASE MODEL WITH LEFT HINGE			BASE MODEL WITH RIGHT HINGE		
		Price	In Stock	Model #	Price	In Stock	Model #
23.25 x 30 x 4..65	S \$70	\$2,387	Yes	AMB-2330-LT	\$2,387	Yes	AMB-2330-RT
23.25 x 40 x 4..65	M \$140	\$2,608	Yes	AMB-2340-LT	\$2,608	Yes	AMB-2340-RT

FEATURES AND BENEFITS

- Copper-free, corrosion-resistant OmegaMirror™
- Forward-facing task lighting in the mirror door
- Forward-phase dimming
- Matte silver aluminum cabinet body
- Wide 140° door swing for optimized usage
- Edge-guard protective trim around entire mirror door
- Soft close, adjustable damping, quiet landing, and fast close hinges
- Easy-mount hinge system for simple installation
- Mirrored interior with automatic top light
- Integrated defogger and integrated night light
- Adjustable glass shelves
- Magnetic strip for small personal grooming tools
- Surface mounting kit included
- Interior 20 Amp, 120V AC duplex receptacle with Type A and C USB charging ports
- 400-hour CASS testing ensures suitability for highmoisture environments

- Environmentally sustainable
- Energy efficient
- Easy installation
- Title 24 compliant
- 3-year limited warranty
- Covered by one or more patents, including: US 8,910,402. See <https://electricmirror.com/patents> for a complete list
- Designed in America and sourced globally

AVAILABLE OPTIONS

- Ganging Kit for installation of side-by-side mirrored cabinets
- Right or left door swing

LIGHTING SPECIFICATIONS

- 25% greater illumination than previous models
- Natural-looking LED light color
- CRI: 90+
- CCT: 3,000 Kelvin
- 564 initial lumens per foot
- Maximum 100 lumens per watt efficacy
- Calculated L₇₀ 50,000-hour LED lifespan

SAFETY SPECIFICATIONS


- Entire assembly meets UL/cUL standards
- Defogger serves as safety backing

INSTALLATION SPECIFICATIONS

- 120V hardwire electrical connection; provide 2x12" whips; junction box not required; interior receptacle requires unswitched 20 Amp GFCI protected circuit; Cabinet lighting should be wired to a switched circuit. Refer to installation instructions for further details and options.
- Cabinet can be recess-mounted to wall studs; mounting holes are provided
- Task lighting controlled by forward-phase dimming wall switch or non-dimming on/off wall switch
- Internal top light controlled by internal PIR sensor
- Defogger controlled by internal mechanical button
- Night light controlled by internal mechanical button
- Fixture can only be hung in the WxH orientation as shown; fixture is not field-interchangeable



Ascension™ Mirrored Cabinet



Combining a streamlined design and ascending vertical lighting pattern with touch dimming technology, the Ascension™ Mirrored Cabinet brings incredible versatility and style to any bathroom.

Size (W" x H" x D")	S&H	BASE MODEL WITH LEFT HINGE			BASE MODEL WITH RIGHT HINGE		
		Price	In Stock	Model #	Price	In Stock	Model #
23.25 x 30 x 4.65	S \$70	\$2,516	Yes	ASC-2330-TD-LT	\$2,516	Yes	ASC-2330-TD-RT
23.25 x 36 x 4.65	S \$70	\$2,597	Yes	ASC-2336-TD-LT	\$2,597	Yes	ASC-2336-TD-RT
23.25 x 40 x 4.65	M \$140	\$2,754	Yes	ASC-2340-TD-LT	\$2,754	Yes	ASC-2340-TD-RT

See our coordinating Ascension Wardrobe Mirror on page 120.

FEATURES AND BENEFITS

- Copper-free, corrosion-resistant OmegaMirror™
- Forward-facing task lighting in mirror door
- Touch dimming technology
- Matte silver aluminum cabinet body
- Wide 140° door swing for optimized usage
- Edge-guard protective trim around entire mirror door
- Soft close, adjustable damping, quiet landing, and fast close hinges
- Easy-mount hinge system for simple installation
- Mirrored interior with automatic top light
- Integrated defogger and Integrated night light
- Adjustable glass shelves
- Surface mounting kit included
- Interior 20 Amp, 120V AC duplex receptacle with Type A and C USB charging ports
- 400-hour CASS testing ensures suitability for highmoisture environments
- Environmentally sustainable

- Energy efficient
- Easy installation
- ADA compliant
- 3-year limited warranty
- Covered by one or more patents, including: US 8,910,402. See <https://electricmirror.com/patents> for a complete list
- Designed in America and sourced globally

AVAILABLE OPTIONS

- Ganging Kit for installation of side-by-side mirrored cabinets
- Right or left door swing

LIGHTING SPECIFICATIONS

- 25% greater illumination than previous models
- Natural-looking LED light color
- CRI: 90+
- CCT: 3,000 Kelvin
- 564 initial lumens per foot
- Maximum 96 lumens per watt efficacy
- Calculated L₇₀ 50,000-hour LED lifespan

SAFETY SPECIFICATIONS

- Entire assembly meets UL/cUL standards
- Defogger serves as safety backing

INSTALLATION SPECIFICATIONS

- 120V hardwire electrical connection; provide 2x12" whips; junction box not required; interior receptacle requires unswitched 20 Amp GFCI protected circuit; cabinet lighting should be wired to a switched circuit. Refer to installation instructions for further details and options.
- Cabinet can be recess-mounted to wall studs; mounting holes are provided
- Task lighting controlled by capacitive touch button on fixture or non-dimming on/off wall switch
- Internal top light controlled by internal PIR sensor
- Defogger controlled by internal mechanical button
- Nightlight controlled by internal mechanical button
- Fixture can only be hung in the WxH orientation as shown; fixture is not field-interchangeable



Simplicity™ Mirrored Cabinet

Simplicity™, in both form and function can easily accentuate any design style you choose. It features exceptional reflectivity, glass shelving, and conveniently placed integrated outlets.



Size (w" x H" x D")	S&H	BASE MODEL WITH LEFT HINGE			BASE MODEL WITH RIGHT HINGE		
		Price	In Stock	Model #	Price	In Stock	Model #
23.25 x 40 x 4.65	M \$140	\$1,777	Yes	SIM-2340-LT	\$1,777	Yes	SIM-2340-RT

FEATURES AND BENEFITS

- Copper-free, corrosion-resistant OmegaMirror™
- Matte silver aluminum cabinet body
- Wide 140° door swing for optimized usage
- Edge-guard protective trim around entire mirror door
- Soft close, adjustable damping, quiet landing, and fast close hinges
- Easy-mount hinge system for simple installation
- Mirrored interior with automatic top light
- Magnetic strip for small personal grooming tools
- Adjustable glass shelves
- Surface mounting kit included
- Interior 20 Amp, 120V AC duplex receptacle with Type A and C USB charging ports

- 400-hour CASS testing ensures suitability for highmoisture environments
- Environmentally sustainable
- Energy efficient
- Easy installation
- ADA compliant
- 3-year limited warranty
- Covered by one or more patents
- Designed in America and sourced globally

AVAILABLE OPTIONS

- Ganging Kit for installation of side-by-side mirrored cabinets
- Right or left door swing

SAFETY SPECIFICATIONS

- Entire assembly meets UL/cUL standards

INSTALLATION SPECIFICATIONS

- 120V hardwire electrical connection; provide a 12" whip; junction box not required; interior outlet requires unswitched 20 Amp GFCI protected circuit; refer to installation instructions for further details and options
- Internal top light controlled by internal PIR sensor
- Fixture can only be hung in the WxH orientation as shown; fixture is not field-interchangeable



Frequently Asked Questions for Mirrored Cabinets

HOW CAN THE MİRRORED CABINETS BE DIMMED?

The Ambiance™ can be dimmed with a forward-phase dimming switch. This requires a 120V unswitched hardwire connection to the cabinet, plus a set of wires from the cabinet to a forward-phase dimming switch (Leviton IPL06-10Z or Lutron DVCL-153P or equivalent; not provided).

The Ascension™ includes Touch Dimming technology for dimming the lights.

HOW DO THE DEFOGGER AND INTERNAL LIGHT WORK?

The Ambiance™ and Ascension™ include a defogger and automatic internal top light. The defogger is controlled by an internal button and the top light is controlled automatically by a PIR sensor.

WHAT ARE THE POWER SPECIFICATIONS FOR MİRRORED CABINETS?

Bring a 120V unswitched 20 Amp GFCI-protected circuit through the bottom back of the cabinet. For the Ambiance™, run a second circuit from the cabinet to a forward-phase dimming wall switch. For the Ascension™, run a second circuit from the cabinet to an on/off wall switch. Refer to the installation instructions for further details and options..

CAN I RECESS MOUNT MY MİRRORED CABINET?

Yes, each cabinet comes ready for recess mounting. Measure the cabinet body for framed rough-in dimensions.

CAN I SURFACE MOUNT MY MİRRORED CABINET?

Yes, all cabinets include a surface-mount bracket and side mirrors, and have the option to be surface mounted or recessed.

HOW DO I INSTALL TWO OR MORE MİRRORED CABINETS SIDE BY SIDE?

Make sure there is a minimum 1/8" space between each cabinet to ensure proper clearance for the doors to open. Use the Ganging Kit upgrade to install two recessed cabinets side by side with a 1/8" gap between the doors. When recessing three or more cabinets, include a 1" wood strip between each and add 1" to the rough-in width for the space between each cabinet.

Model #s:

KIT-GANG-30-OS-04 for 30" high cabinets - \$50 retail
KIT-GANG-36-OS-04 for 36" high cabinets: - \$50 retail
KIT-GANG-40-OS-04 for 40" high cabinets - \$50 retail

Freight is \$10 each.

CAN I INSTALL A MİRRORED CABINET SIDE BY SIDE WITH A LIGHTED MIRROR?

Yes, however, the depths may vary, and there is no Ganging Kit for the different product types.

HOW FAR DOES THE DOOR SWING OPEN?

The door opens up to a 140° angle.

QUESTIONS?

Call 888.368.1285.





MAKEUP MIRRORS

Beautiful

Blush™ Makeup Mirror



Elevate the beauty experience with our Blush™ lighted makeup mirror. Designed with a soft halo of natural LED light, smooth tilt adjustment, and 5X magnification, it offers the perfect blend of style and precision for flawless makeup application.



	Size Diameter	S&H	Price	In Stock	Model #
Polished Stainless Steel	9.8" Diameter	XS \$12	\$416	Yes	MM-BLU-WM-SS02
Matte Black	9.8" Diameter	XS \$12	\$556	Yes	MM-BLU-WM-BK05
Brushed Stainless Steel	9.8" Diameter	XS \$12	\$416	Yes	MM-BLU-WM-SS01
Brushed Brass	9.8" Diameter	XS \$12	\$659	Yes	MM-BLU-WM-BR02

FEATURES AND BENEFITS

- Corrosion-resistant mirror glass
- Forward-facing task lighting for ideal makeup application and grooming
- 5X magnification
- Up-and-down tilt
- Side-to-side swivel
- Wall-mounted (hardwired)
- Suitable for damp bathroom environments
- Energy efficient
- Easy installation
- 1-year limited warranty
- Designed in USA

AVAILABLE OPTIONS

- Polished Stainless Steel finish¹
- Brushed Stainless Steel finish¹
- Matte Black finish¹
- Brushed Brass finish¹

LIGHTING SPECIFICATIONS

- Natural-looking LED light color
- Superior color rendering: 90+ CRI
- Color temperature (CCT): 3,000K

SAFETY SPECIFICATIONS

- Entire assembly meets UL/cUL standards

INSTALLATION SPECIFICATIONS

- 120 or 240VAC hardwire electrical connection
- Requires a standard 3.5" or 4" octagonal electrical box
- Controlled by on/off switch on fixture
- Fixture can only be hung in the WxH orientation as shown; fixture is not field-interchangeable



Charm™ Makeup Mirror

This sleek, contemporary makeup mirror will Charm™ you with a pronounced ring of light, dual 5X / 1X magnification, and an articulated arm for near and far viewing.



	Size Diameter	S&H	Price	In Stock	Model #
Polished Stainless Steel	7.9" Diameter	XS \$12	\$497	Yes	MM-CHR-WM-SS01

FEATURES AND BENEFITS

- Corrosion-resistant mirror glass
- Forward-facing task lighting
- Up-and-down tilt
- Side-to-side swivel with full pivot
- 5X and 1X magnification
- Polished chrome finish
- Hardwired wall mount
- Suitable for damp bathroom environment
- Energy efficient
- Easy installation
- 1-year limited warranty
- Designed in America and sourced globally

LIGHTING SPECIFICATIONS

- Natural-looking LED light color
- CCT: 3,000 Kelvin

SAFETY SPECIFICATIONS

- Entire assembly meets UL/cUL standards

INSTALLATION SPECIFICATIONS

- 120V or 240V electrical connection
- Wall mount model comes ready for hardwire and requires a standard 3.5" or 4" octagonal electrical box
- Controlled by on/off switch on fixture
- Fixture can only be hung in the WxH orientation as shown; fixture is not field-interchangeable



Contour™ Makeup Mirror



Elegant curves and clean lines come together in this striking Contour™. This cool design includes up-and-down tilt, 5X magnification, and a built-in handle to keep the surface smudge free.



	Size (w" x h")	S&H	Price	In Stock	Model #
Polished Stainless Steel	5.2" x 8.4"	XS \$12	\$281	Yes	MM-CON-WM-SS01

FEATURES AND BENEFITS

- Corrosion-resistant mirror glass
- Integrated tilt handle to keep surface smudge free
- Up-and-down tilt
- Side-to-side swivel
- 5X magnification
- Polished Stainless Steel
- Wall mount
- Suitable for damp bathroom environments
- Easy installation
- 1-year limited warranty
- Designed in America and sourced globally



INSTALLATION SPECIFICATIONS

- Mirror can only be hung in the WxH orientation as shown and is not field interchangeable



Elixir™ Makeup Mirror

Bold and luminous, the Elixir™ makeup mirror combines crisp, natural-looking LED lighting with a striking square design and 5X magnification—perfect for precise, flawless makeup application.



	Size (w" x h")	S&H	Price	In Stock	Model #
Polished Stainless Steel	8 x 8	XS \$12	\$524	Yes	MM-ELX-WM-SS01
Matte Black	8 x 8	XS \$12	\$643	Yes	MM-ELX-WM-BK05
Brushed Stainless Steel	8 x 8	XS \$12	\$513	Yes	MM-ELX-WM-SS02
Brushed Brass	8 x 8	XS \$12	\$761	Yes	MM-ELX-WM-BR02

FEATURES AND BENEFITS

- Corrosion-resistant mirror glass
- Forward-facing task lighting for ideal makeup application and grooming
- Up-and-down tilt
- Side-to-side swivel
- 5X magnification
- Wall-mounted (hardwired)
- Suitable for damp bathroom environments
- Energy efficient
- Easy installation
- 1-year limited warranty
- Designed in USA

AVAILABLE OPTIONS

- Polished Stainless Steel finish¹
- Brushed Stainless Steel finish¹
- Matte Black finish¹
- Brushed Brass finish¹

LIGHTING SPECIFICATIONS

- Natural-looking LED light color
- Superior color rendering: 90+ CRI
- Color temperature (CCT): 3,000K

SAFETY SPECIFICATIONS


- Entire assembly meets UL/cUL standards

INSTALLATION SPECIFICATIONS

- 120 or 240VAC hardwire electrical connection
- Requires a standard 3.5" or 4" octagonal electrical box
- Controlled by on/off switch on fixture
- Fixture can only be hung in the WxH orientation as shown; fixture is not field-interchangeable



Glamour™ Makeup Mirror



The beautiful styling of this contemporary mirror will bring a touch of Glamour™ to your bathroom. It features a halo of natural-looking LED light, up-and-down tilt, and 5X magnification—perfect for bringing out the glamour in you.



	Size Diameter	S&H	Price	In Stock	Model #
Matte Black	7.9" Diameter	XS \$12	\$486	Yes	MM-GLA-WM-BK05

FEATURES AND BENEFITS

- Corrosion-resistant mirror glass
- Forward-facing task lighting
- Up-and-down tilt
- Side-to-side swivel
- 5X magnification
- Matte Black finish
- Wall mount
- Suitable for damp bathroom environments
- Energy efficient
- Easy installation
- 1-year limited warranty
- Designed in America and sourced globally

LIGHTING SPECIFICATIONS

- Natural-looking LED light color
- CCT: 3,000 Kelvin

SAFETY SPECIFICATIONS

- Entire assembly meets UL/cUL standards

INSTALLATION SPECIFICATIONS

- 120V or 240V electrical connection
- Wall mount model comes ready for hardwire and requires a standard 3.5" or 4" octagonal electrical box
- Controlled by on/off switch on fixture
- Fixture can only be hung in the WxH orientation as shown; fixture is not field-interchangeable



Frequently Asked Questions for Makeup Mirrors

WHAT MAGNIFICATIONS ARE AVAILABLE?

All models offer 5X magnification. The Charm™ offers 5X magnification on one side, with a standard reflection on the other side.

WHAT FINISHES ARE AVAILABLE?

We offer Polished Stainless Steel, Brushed Stainless Steel, and Matte Black finishes; the availability of finishes varies by model. We cannot offer custom finishes or any customization to the makeup mirrors.

ARE ANY MAKEUP MIRRORS DOUBLE SIDED?

The Charm™ makeup mirror is double-sided, with 5X magnification on one side and a standard mirror reflection on the other. All other models only have the magnified mirror on one side, with a back side of finished metal.

DO THE WALL MOUNTED MAKEUP MIRRORS HAVE AN ARTICULATED ARM?

Yes, they have an articulating arm that can fold in towards itself, maximizing space when not in use.

DO THE MIRRORS HAVE THE ABILITY TO TILT AND PIVOT?

Yes, all mirrors can tilt up-and-down, as well as pivot side-to-side.

QUESTIONS?

Call 888.368.1285.





WARDROBE MIRRORS

Extravagant

Ascension™ Lighted Wardrobe Cabinet



Elevate your bathroom space and create a uniquely modern look combined with real-world functionality. The Ascension™ Lighted Wardrobe Cabinet features a streamlined design with ascending vertical lighting, thoughtful details for added convenience, and ample storage space to create a haven of organized elegance.

Size (w" x H" x D")	S&H	BASE MODEL WITH LEFT HINGE			BASE MODEL WITH RIGHT HINGE		
		Price	In Stock	Model #	Price	In Stock	Model #
20 x 69 x 4.65	L \$210	\$3,618	Yes	ASC-2069-TD-LT	\$3,618	Yes	ASC-2069-TD-RT

See our coordinating Ascension™ Mirrored Cabinet on page 98.

FEATURES AND BENEFITS

- Lead-free, copper-free, corrosion-resistant OmegaMirror™
- One-touch dimmable forward-facing task lighting for brilliant facial illumination
- Mirrored interior with automatic top light
- Adjustable glass shelves
- Two (2) electrical outlets with two (2) USB Type-A ports inside cabinet
- Magnetic strip inside cabinet for small personal grooming tools
- Wide 140° door opening for optimized usage
- Edge-guard protective trim around entire mirror door
- Soft close, adjustable damping, quiet landing, and fast close hinges
- Easy-mount hinge system for simple installation
- Can be recessed or surface-mounted (side panel mirror kit included)
- Suitable for damp bathroom environments
- Environmentally sustainable
- Energy efficient

Easy installation

- ADA compliant
- 3-year limited warranty
- Patent: www.electricmirror.com/patents
- Designed in the USA

AVAILABLE OPTIONS

- Right or left door hinge location

LIGHTING SPECIFICATIONS

- Natural-looking LED light color
- CRI: 90+
- CCT: 3,000K
- 516 initial lumens/foot
- Maximum 96 lumens/watt efficacy
- Calculated L₇₀ 50,000-hour LED lifespan

SAFETY SPECIFICATIONS

- Entire assembly meets UL/cUL standards
- Safety-backed mirror

INSTALLATION SPECIFICATIONS

- 120VAC hardwire electrical connection; provide two 12" whips; junction box not required; interior receptacle requires unswitched 20 Amp GFCI protected circuit; cabinet lighting should be wired to a switched circuit; refer to installation instructions for further details and options
- Fixture should be mounted to wall studs; wall cleat provided
- Cabinet can be recess-mounted to wall studs; mounting holes are provided
- Controlled by non-dimming wall switch for on/off, and capacitive touch button on fixture for dimming
- Internal top light controlled by PIR sensor
- Fixture can only be hung in the WxH orientation as shown; fixture is not field-interchangeable



Eminence™ Lighted Wardrobe Mirror



The Eminence™ lighted wardrobe mirror has been embraced by designers for the prestige and distinction it brings to any room it graces. Its unique shadow-box frame, inward-facing task lighting, and ambient wall-glow seamlessly combine to achieve the perfect balance of form and function.

		BASE MODEL			
Size (w" x H" x D")	S&H	Price	In Stock	Finish	Model #
26 x 60 x 2.8	L \$210	\$3,342.6	Yes	Matte Black	EMN-2660-BK05
		\$3,666.6		Brushed Brass	EMN-2660-BR02

See our coordinating Eminence™ Lighted Mirror on page 54.

FEATURES AND BENEFITS

- Lead-free, copper-free, corrosion-resistant OmegaMirror™
- One-touch dimmable inward-facing task lighting for brilliant facial illumination
- One-touch dimmable wall-glow ambient lighting with diffuser for a finished side view
- Greater illuminance with half the power consumption of traditional LED mirrors
- Sleek and modern profile
- Suitable for damp bathroom environments
- Environmentally sustainable
- Energy efficient
- Easy installation
- JA8-2022 compliant
- 7-year limited warranty
- Patent: www.electricmirror.com/patents
- Designed in the USA

AVAILABLE OPTIONS

- Matte Black finish¹
- Brushed Brass finish¹

LIGHTING SPECIFICATIONS

- Natural-looking LED light color
- CRI: 90+
- CCT: 3,000K
- 351 initial lumens/foot (front lighting)
- 713 initial lumens/foot (wall-glow)
- Maximum 98 lumens/watt efficacy
- Reported L₇₀ >54,000-hour LED lifespan
- Built-in EMX diffusers

SAFETY SPECIFICATIONS

- Entire assembly meets UL/cUL standards
- Safety-backed mirror

INSTALLATION SPECIFICATIONS

- 120VAC hardwire electrical connection; whip provided with mirror; junction box controlled by a wall switch (by others) is required
- Fixture should be mounted to wall studs; wall cleat provided
- Controlled by non-dimming wall switch for on/off, and capacitive touch button on fixture for dimming
- Fixture can only be hung in the WxH orientation as shown; fixture is not field-interchangeable



Fusion™ Lighted Wardrobe Mirror

The Fusion™ lighted wardrobe mirror offers the perfect blend of clean, strong lines and efficient, natural-looking LED lighting, creating a distinctly modern statement of prestige as a prominent focal piece for bedrooms, bathrooms, and walk-in closets.



Size (W" x H" x D")	S&H	BASE MODEL ¹			BASE MODEL WITH AVA ¹		
		Price	In Stock	Model #	Price	In Stock	Model #
26 x 60 x 1.75	L \$210	\$2,684	Yes	FUS-2660	\$2,705	Yes	FUS-2660-AK

See our coordinating Fusion™ Lighted Mirror on page 60.

FEATURES AND BENEFITS

- OmegaMirror™ corrosion-resistant, 480-hour CASS-tested proprietary mirror glass
- Environmentally-leading, lead-free, copper-free mirror glass composition
- Fast lead times
- Easy installation
- ADA compliant
- Title 24 compliant
- JA8-2022 compliant
- 7-year limited warranty
- Patent: www.electricmirror.com/patents
- Made in America with U.S. and global components

AVAILABLE OPTIONS

- Ava™ touch-tunable white + dimming technology¹
- Defogger
- Custom sizes

LIGHTING SPECIFICATIONS

- Best-in-class illumination: 1,280 initial lumens/foot
- Superior color rendering: 90+ CRI
- High-density design: 54 LEDs/foot
- High efficacy: 140 lumens/watt
- Color temperature (CCT): 3,000K
- LED L₇₀ Lifespan: 52,000-hours
- Extended longevity: replaceable LEDs

SAFETY SPECIFICATIONS

- Entire assembly meets UL/cUL standards
- International certifications
- Safety-backed mirror

INSTALLATION SPECIFICATIONS

- 120-277VAC hardwire electrical connection; provide whip; junction box not required
- Chassis should be mounted to wall studs; mounting holes are provided
- Controlled by forward-phase dimming wall switch (by others)
- Fixture can only be hung in the WxH orientation as shown; fixture is not field-interchangeable



¹ Standard model numbers shown. For additional options, see page 152 or contact residential@electricmirror.com.

² See technology specification sheets for more details.

Integrity™ Lighted Wardrobe Mirror



The Integrity™ lighted wardrobe mirror infuses any space with shimmering light and tasteful elegance, making a powerful impression. With its smooth polished edges and brilliant inner frame of frosted light, this radiant marvel is both stylish and a perfect addition to entryways, bedrooms, and walk-in closets.

Size (W" x H" x D")	S&H	BASE MODEL ¹			BASE MODEL WITH AVA ¹		
		Price	In Stock	Model #	Price	In Stock	Model #
26 x 60 x 1.75	L \$210	\$2,743	Yes	INT-2660	\$2,824	Yes	INT-2660-AK

See our coordinating Integrity™ Lighted Mirror on page 62.

FEATURES AND BENEFITS

- OmegaMirror™ corrosion-resistant, 480-hour CASS-tested proprietary mirror glass
- Environmentally-leading, lead-free, copper-free mirror glass composition
- Fast lead times
- Easy installation
- Title 24 compliant
- JAB-2022 compliant
- 7-year limited warranty
- Patent: www.electricmirror.com/patents
- Made in America with U.S. and global components

AVAILABLE OPTIONS

- Ava™ touch-tunable white + dimming technology¹
- Defogger
- Custom sizes

LIGHTING SPECIFICATIONS

- Best-in-class illumination: 1,280 initial lumens/foot
- Superior color rendering: 90+ CRI
- High-density design: 54 LEDs/foot
- High efficacy: 140 lumens/watt
- Color temperature (CCT): 3,000K
- LED L₇₀ Lifespan: 52,000-hours
- Extended longevity: replaceable LEDs

SAFETY SPECIFICATIONS

- Entire assembly meets UL/cUL standards
- International certifications
- Safety-backed mirror

INSTALLATION SPECIFICATIONS

- 120VAC hardwire electrical connection; provide whip; junction box not required
- Chassis should be mounted to wall studs; mounting holes are provided
- Controlled by forward-phase dimming wall switch (by others)
- Fixture can only be hung in the WxH orientation as shown; fixture is not field-interchangeable



¹ Standard model numbers shown. For additional options, see page 152 or contact residential@electricmirror.com.

² See technology specification sheets for more details.

Radiance™ Lighted Wardrobe Mirror

Unmatched task lighting finds a home in a new slim design to create a spectacular wardrobe-length Radiance™. Boasting brilliant inward-facing directional lighting and a sublimely sleek look, this lighted wardrobe mirror can serve flawlessly in virtually any room.



BASE MODEL ¹					
Size (W" x H" x D")	S&H	Price	In Stock	Finish	Model #
26 x 60 x 2	L \$210	\$3,186	Yes	Matte Black	RAD3-2660-BK05
		\$3,402		Brushed Brass	RAD3-2660-BR02

See our coordinating Radiance™ Lighted Mirror on page 70

FEATURES AND BENEFITS

- Lead-free, copper-free, corrosion-resistant OmegaMirror™
- Inward-facing task lighting for brilliant facial illumination
- Greater illuminance with half the power consumption of traditional LED mirrors
- Forward-phase/triac dimming technology
- Sleek and modern profile
- Suitable for damp bathroom environments
- Environmentally sustainable
- Energy efficient
- Fast lead times
- Easy installation
- Title 24 compliant
- JA8-2022 compliant
- 7-year limited warranty

- Patent: www.electricmirror.com/patents
- Made in America with U.S. and global components

AVAILABLE OPTIONS

- Matte Black finish²
- Brushed Brass finish²

LIGHTING SPECIFICATIONS

- Natural-looking LED light color
- CRI: 90+
- CCT: 3,000K
- Replaceable LEDs
- 302 initial lumens/foot
- Maximum 100 lumens/watt efficacy
- Calculated L₇₀ 140,000-hour LED lifespan
- Built-in EMX diffusers

SAFETY SPECIFICATIONS

- Entire assembly meets UL/cUL standards
- Safety-backed mirror

INSTALLATION SPECIFICATIONS

- 120VAC hardwire electrical connection; direct wire from behind power box or provide whip to reach side knockout; junction box not required
- Fixture should be mounted to wall studs; wall cleat provided
- Controlled by forward-phase dimming wall switch (by others)
- Fixture can only be hung in the WxH orientation as shown; fixture is not field-interchangeable

¹ Standard model numbers shown. For additional options, see page 152 or contact residential@electricmirror.com.

² See finish options on page 153.

Saratoga™ Lighted Wardrobe Mirror



The prestigious Saratoga™ blends a storied past with an exhilarating present. With sleek lines that reflect strength, grace, and elegance, this top-performing lighted wardrobe mirror is the winning bet for any design.

Size (W" x H" x D")	S&H	BASE MODEL ¹			BASE MODEL WITH AVA ¹		
		Price	In Stock	Model #	Price	In Stock	Model #
26 x 60 x 2	L \$210	\$2,970	Yes	SAR-2660	\$3,078	Yes	SAR-2660-AK

See our coordinating Saratoga™ Lighted Mirror on page 72.

FEATURES AND BENEFITS

- OmegaMirror™ corrosion-resistant, 480-hour CASS-tested proprietary mirror glass
- Environmentally-leading, lead-free, copper-free mirror glass composition
- Fast lead times
- Easy installation
- Title 24 compliant
- JA8-2022 compliant
- 7-year limited warranty
- Patent: www.electricmirror.com/patents
- Made in America with U.S. and global components

AVAILABLE OPTIONS

- Ava™ touch-tunable white + dimming technology¹
- Custom sizes

LIGHTING SPECIFICATIONS

- Best-in-class illumination: 1,280 initial lumens/foot
- Superior color rendering: 90+ CRI
- High-density design: 54 LEDs/foot
- High efficacy: 140 lumens/watt
- Color temperature (CCT): 3,000K
- LED L₇₀ Lifespan (calculated): 52,000-hours
- Extended longevity: replaceable LEDs

SAFETY SPECIFICATIONS

- Entire assembly meets UL/cUL standards
- International certifications
- Safety-backed mirror

INSTALLATION SPECIFICATIONS

- 120VAC hardwire electrical connection; provide whip; junction box not required
- Chassis should be mounted to wall studs; mounting holes are provided
- Controlled by forward-phase dimming wall switch (by others)
- Fixture can only be hung in the WxH orientation as shown; fixture is not field-interchangeable



Frequently Asked Questions for Wardrobe Mirrors

WHERE CAN A WARDROBE MIRROR BE INSTALLED?

A wardrobe mirror can be installed in just about any room of the house. The typical locations include the bedroom, walk-in closet, hallway, and even the bathroom as long as it is at least 3' away from the tub or shower.

HOW DO I MOUNT THE WARDROBE MIRROR TO THE WALL?

Please see the installation instructions as the method varies per product.

CAN A WARDROBE MIRROR BE MOUNTED IN ANY ORIENTATION?

No, the wardrobe mirror must be installed in the orientation listed (width x height).

CAN THE TOP OF A WARDROBE MIRROR BE MOUNTED ALL THE WAY TO THE CEILING?

No, wardrobe mirrors require at least 1 inch clearance at the top to allow space for the mirror.

CAN WARDROBE MIRRORS BE RECESSED FLUSH WITH THE WALL?

Wardrobe mirrors are meant to be surface mounted; however, some can be recessed such as Ascension™, Fusion™, Integrity™ and Saratoga™. To recess a wardrobe mirror, ensure that the 1/4" mirror is proud of the wall and just the chassis is partially recessed. Make sure to leave a 1" clearance above the glass so the mirror can lift up for installation and maintenance.

WHAT IS NEEDED FOR POWER?

Please see the installation instructions as different models require different wiring methods.

CAN THE LIGHTS BE DIMMED?

Eminence™ and wardrobe mirrors with Ava™ (page 168) can be dimmed by touching and holding the capacitive touch control located on the mirror face. Wardrobe mirrors without Ava™ can be dimmed with a forward-phase dimming switch (not included).

CAN THE LIGHTS BE REPLACED?

The LEDs have a calculated $L_{70} \geq 50,000$ -hour lifespan and will not likely need to be replaced for many years; however, they can be replaced.

QUESTIONS?

Call 888.368.1285.





FOG-FREE MIRRORS

Extraordinary

Acclaim™ Fog-Free Mirror

To create our popular Acclaim™, we merged contemporary design, natural-looking LED lighting, and a highly versatile built-in defogger—making shaving easier than ever and revolutionizing how you experience the shower.



Size (W" x H" x D")	S&H	BASE MODEL		
		Price	In Stock	Model #
11.75 x 11.75 x 2.81	XS \$12	\$2,689	Yes	ISF-1111
11.75 x 23.75 x 2.81	S \$70	\$2,846	Yes	ISF-1123
12 x 28 x 4.22	S \$70	\$3,164	Yes	ISF-1228-DL

FEATURES AND BENEFITS

- Lead-free, copper-free, corrosion-resistant DuraMirror™ glass
- Forward-facing task lighting
- Integrated defogger
- Suitable for wet environments, including showers
- Environmentally sustainable
- Energy efficient
- Fast lead times
- ADA compliant
- 3-year limited warranty
- Made in America with U.S. and global components

AVAILABLE OPTIONS

- Down light

LIGHTING SPECIFICATIONS

- Natural-looking LED light color
- CRI: 90+
- CCT: 3,000 Kelvin
- Replaceable LEDs
- 604 lumens per foot
- Maximum 100 lumens per watt efficacy
- Calculated L₇₀ 124,000-hour LED lifespan

SAFETY SPECIFICATIONS

- Entire assembly meets UL/cUL standards
- Defogger serves as safety backing
- Low voltage (12V)

INSTALLATION SPECIFICATIONS

- 120V-240V hardwire electrical connection; transformer must be installed in a dry location, not behind mirror and at least 4 feet from wet environment, but within 25' of mirror
- Driver enclosure box requires recess for mounting
- Controlled by non-dimming on/off wall switch; light and defogger operate together
- Fixture can only be hung in the WxH orientation as shown; fixture is not field-interchangeable



Aqua™ Fog-Free Mirror

Whether it's a quick rinse or a clean morning shave, you'll want to have Aqua™ to do it right. This must-have bathroom companion makes even the simplest shower an experience to behold.

BASE MODEL				
Size (w" x H" x D")	S&H	Price	In Stock	Model #
11.75 x 11.75 x 0.56	XS \$12	\$837	Yes	INS-1111
11.75 x 23.75 x 0.56	S \$70	\$853	Yes	INS-1123

FEATURES AND BENEFITS

- Lead-free, copper-free, corrosion-resistant OmegaMirror™ glass
- Integrated defogger
- Suitable for wet environments, including showers
- Environmentally sustainable
- Fast lead times
- ADA compliant
- 3-year limited warranty
- Made in America with U.S. and global components

SAFETY SPECIFICATIONS

- Defogger serves as safety backing
- Low voltage (12V)

INSTALLATION SPECIFICATIONS

- 120V-240V hardwire electrical connection; transformer must be installed in a dry location, not behind mirror and at least 4 feet from wet environment, but within 25' of mirror
- Defogger controlled by on/off wall switch
- Fixture can only be hung in the WxH orientation as shown; fixture is not field-interchangeable



Frequently Asked Questions for Fog-Free Mirrors

DOES THE ENTIRE MIRROR REMAIN FOG-FREE?

These mirrors have a defogger in the center of mirror that is 6" x 8" on the small size, and 6" x 11" on the large size. While the majority of the mirror will not fog up, expect to see fog form around the perimeter of the mirror.

CAN I TURN THE FOG-FREE MIRROR ON AT THE SAME TIME AS THE SHOWER?

We recommend a minimum five-minute warm-up period. These are low-voltage units so they are safe in the shower, but that means they need some time to warm up before the shower is turned on.

CAN A FOG-FREE MIRROR BE INSTALLED IN A STEAM SHOWER?

Yes, however, the mirror is more likely to fog up due to intense steam. This product is better suited for a typical shower.

HOW IS IT WIRED AND WHERE SHOULD THE TRANSFORMER BE PLACED?

These mirrors come ready to hardwire for 120V. They include a transformer and 25' low-voltage cable. The transformer should be installed in a dry, accessible location like a closet, and can be controlled by a light switch in the bathroom or a timer.

HOW SHOULD FOG-FREE MIRRORS BE MOUNTED TO THE SHOWER WALL?

The Acclaim™ must be recessed into the wall; the Aqua™ must be surface mounted to the drywall. For both products, the mirror surface must be flush with the shower's finished surface (e.g. tile, marble, etc.) surrounding the mirror. Do not install products on top of the finished surface, as this leaves the mirror edges exposed. Once installed, it's important to seal around all mirror edges by applying a silicone sealant (not included) to the joint between the mirror and the shower surface. This will help protect the mirror edges from damage over time.

WHAT ADHESIVE DO YOU RECOMMEND FOR INSTALLING THE AQUA™ FOG-FREE MIRROR?

For the non-lighted Aqua™, adhere the mirror defogger to the wall using a mirror mastic or tile adhesive (not included) around the back edges of the mirror. Once adhered to the wall, make sure to silicone around the perimeter.

QUESTIONS?

Call 888.368.1285.





TV COVERS

Spectacular

Eclipse™ TV Cover

Transform the look of your existing flat-screen TV with an Eclipse™ and turn it into a sleek, modern mirror that reflects the beauty and luxury of your living space. Our innovative Iris® glass technology provides a crisp, clear image when the TV is on, and makes it vanish when turned off—perfect for living rooms and bedrooms.



BASE MODEL					
Size (w" x h")	Fits TV Size	S&H	Price	In Stock	Model #
34.5 x 22.5	32"	M \$140	\$1,399	No	TVC-32
43.5 x 27.5	40" - 43"	M \$140	\$1,588	Yes	TVC-43
54 x 33.25	48" - 55"	L \$210	\$1,885	Yes	TVC-55
62.75 x 38.25	58" - 65"	L \$210	\$2,144	Yes	TVC-65
71.25 x 43.25	75"	L \$210	\$2,419	No	TVC-75

FEATURES AND BENEFITS

- Glare-resistant Iris® mirror glass
- Fast lead times
- Quick and easy to install over existing flat-screen TVs
- Universal design fits virtually all flat-screen TVs
- 3-year limited warranty
- Patent: www.electricmirror.com/patents
- Made in America with U.S. and global components

TV FEATURES AND BENEFITS

- Easy-fit TV mounting solution

FINISH

- Brushed Black finish

INSTALLATION SPECIFICATIONS

- Eclipse™ is designed to mount over flat-screen TVs built from 2013 to present
- Eclipse™ is not compatible with curved or tabletop TVs
- Existing flat-screen TV must be installed on a VESA wall mount (VESA mount not included)
- Eclipse™ is attached to existing VESA wall mount using included hardware



Frequently Asked Questions for TV Covers

HOW DO I KNOW WHAT SIZE TO ORDER?

Eclipse™ comes in the following sizes: 32", 43", 55", 65" and 75".

The 32" Eclipse will fit a 32" diagonal flat-screen TV.

The 43" Eclipse will fit a 40" to 43" diagonal flat-screen TV.

The 55" Eclipse will fit a 48" to 55" diagonal flat-screen TV.

The 65" Eclipse will fit a 58" to 65" diagonal flat-screen TV.

The 75" Eclipse will fit a 75" diagonal flat-screen TV.

HOW CLOSELY WILL THE ECLIPSE MATCH MY TV SIZE?

Eclipse is available in five sizes. Note that as the difference in size between the TV and Eclipse increases, so too does the potential to notice the space between the outer edge of the TV and the inner edge of the Eclipse through the mirror glass.

ARE THERE MAXIMUM WEIGHT LIMITS WITH THE ECLIPSE?

Yes, make sure to check the wall mount's maximum weight limit. Total installed weight is calculated by adding the TV weight to the appropriate Eclipse weight (below).

HOW MUCH DOES AN ECLIPSE WEIGH?

The 32" Eclipse weighs approximately 20 lbs.
 The 43" Eclipse weighs approximately 27 lbs.
 The 55" Eclipse weighs approximately 37 lbs.
 The 65" Eclipse weighs approximately 47 lbs.
 The 75" Eclipse weighs approximately 58 lbs.

WILL MY IR REMOTE CONTROL WORK THROUGH THE GLASS OF THE ECLIPSE?

Yes, any standard IR signal will transmit through our high-quality Iris® glass.

DOES THE ECLIPSE WORK WITH TABLE-TOP FLAT-SCREEN TVS?

No, the Eclipse is only compatible with flat-screen wall-mounted TVs made from 2013 to present.

HOW DO I INSTALL THE ECLIPSE?

First, lay the Eclipse flat on a stable and cushioned surface, such as carpet or a towel. Next, lay the TV flat over the Eclipse to properly adjust the included brackets to fit the TV. Then, mount the TV to the wall and hang the Eclipse TV cover over the wall-mounted TV.

WHAT TYPE OF TV SHOULD I USE?

The Eclipse TV cover should be used with a high bright display with 2000+ nits. TVs without sufficient brightness may have reflective glare when located near natural lighting.

QUESTIONS?

Call 888.368.1285.





CUSTOM PRODUCTS

Innovative

Custom Mirrors

When you're looking for something unique, consider tailoring select products by adding technology and customizing the size to fit any space in your home. Contact residential@electricmirror.com for more information.






The custom products featured on these pages are just a sampling of our custom capabilities. View other custom mirrors in our custom mirror gallery at www.electricmirror.com/custom-gallery. For more information, contact residential@electricmirror.com.

Custom Sizes


The following Lighted Mirrors can be ordered in widths and heights ranging from 20" to 80". Anything over 80" is subject to oversize approval. Email residential@electricmirror.com or call 888.368.1285 with your desired mirror style, technology, and size for a custom quote.

CUSTOMIZE THESE MIRRORS TO VIRTUALLY ANY WIDTH OR HEIGHT




Custom Technology

Add a 15.6" or 21.5" LED HD display to enjoy movies, entertainment and news.
 Add Ava™ color tuning to match your mirror's LED color to your environment.
 Add Keen™ dimming for eco-friendly variable brightness and night glow.
 Add a defogger to keep your bathroom mirrors virtually fog-free.
 Add a nightlight to illuminate your way when the room is dark.



Metal Finishes

We offer products in a variety of finishes, including Matte Black, Brushed Brass, Etched Chrome, Polished Stainless Steel, and Brushed Stainless. See individual product pages for each product's available finishes.





Hotel luxury for the Home™

TECHNOLOGY

- 156 Lighted Mirror Technology
- 158 Mirror Technology
- 160 LED Lighting Technology
- 162 Dimming Technology
- 164 Keen™ Technology
- 166 Ava™ Technology

Lighted Mirror Technology

From mirrors made specifically for bathrooms, to vanishing mirrors engineered to optimize mirror technology, our mirror transcends all expectations.



BACK-LIT MIRROR WITH TASK LIGHTING

Designed to maximize direct, forward-facing illumination, this style is ideal for precision tasks such as makeup application and shaving. The fixture includes a white powder-coated chassis for a finished side view, with LED lights that are installed on the interior, directing light forward through the frosted areas of the mirror surface. Back-lit mirrors with an enclosed chassis include the Aria™ (page 44); the Bela™ (page 46); the Element™ (page 50); the Eternity™ (page 54), the Fusion™ (page 58); the Integrity™ (page 62); and the Saratoga™ (page 70).



BACK-LIT MIRROR WITH TASK LIGHTING AND WALL GLOW

With this style, the LEDs are installed with diffusers on the outside of the chassis for a finished side view, providing both forward-facing task lighting and a soft halo of light glowing around the perimeter of the mirror for added room ambiance. Since this style allows light to emanate from the sides, the forward-facing task lighting may be perceived as less bright than that of an enclosed chassis. Back-lit mirrors with both task lighting and wall glow include the Eyla™ (page 56); the Novo™ (page 66); the Silhouette™ (page 74), and the Trinity™ (page 76).



BACK-LIT MIRROR WITH WALL GLOW ONLY

Maximizing the ethereal light radiating from the sides of the mirror, this style features an open chassis with wall glow only, emitting light from LEDs installed with diffusers on the outside of the chassis for a finished side view. This style is designed to provide beautiful ambient light that appears to be glowing from within the wall. The mirrors with wall glow only are the Luna™ (page 64) and the Serenity™ (page 72).

FRONT-LIT MIRRORS WITH DIRECTIONAL LIGHTING


Unlike our back-lit mirrors, these front-lit mirrors feature diffused LED lighting positioned in front of the mirror glass, creating a striking border of light along the inside edge of the frame. With a sleek profile and angled directional lighting, these mirrors provide brilliant facial illumination, creating fewer shadows and an impressively sharp reflection. The Brilliance™ (page 48) and Eminence™ (page 52) include both dimmable front lighting and dimmable ambient wall glow. The Radiance™ (page 68) includes dimmable front lighting only.



Radiance™



Eminence™



Brilliance™

Mirror Technology

From mirrors made specifically for bathrooms, to vanishing mirrors engineered to optimize mirror technology, our mirror transcends all expectations.

NOT ALL MIRRORS ARE CREATED EQUAL


The mirror is normally the first thing to fail on a lighted mirror, so it's the most important thing to consider. Our mirrors are specifically created to protect against heat, humidity, corrosion, and scratching to give you years of beautiful, clear, smooth, accurate, and non-distorted reflection. At Electric Mirror, we conduct rigorous, ongoing testing to ensure this superior quality:

- Acid resistance test: Our mirror is submerged and soaked in a strong acid solution for 20 hours.
- Alkaline resistance test: Our mirror is submerged and soaked in strong alkaline solution for 20 hours.
- External CASS testing: Our mirror is subjected to four complete testing cycles totaling 480 hours via an independent third-party lab.
- Internal CASS testing: Electric Mirror conducts its own CASS chamber testing in house.
- Adhesives test: The adhesives we use are tested on our mirror in high temperature and high moisture conditions to ensure longevity.
- Mechanical shear test: Our mirror hangers are subjected to a 500 lbs. per square inch mechanical shear test to ensure they never separate from the mirror.




OMEGAMIRROR

OmegaMirror™, the only mirror engineered specifically for the bathroom, will help retain the beauty and extend the life of your mirror. OmegaMirror™ technology resists unsightly clouding, desilvering and black-spot corrosion caused by the high humidity and poor ventilation common in most bathrooms. OmegaMirror™ is a premium feature that comes standard at no additional cost on all lighted mirrors, mirrored cabinets, wardrobe mirrors, and fog-free mirrors from Electric Mirror.




IRIS

Iris® mirror, used on our Eclipse™ TV Cover (page 144), offers stunning quality and an exceptional viewing experience. The display virtually vanishes when off, leaving only a subtle, faint outline of the display perimeter that may be noticeable up close. Ideal for bedrooms and living rooms, it's slightly darker than a typical mirror, and is best used with high-brightness TVs with greater than 2000 nits.



SPECTRUM

Best suited for bathrooms that are not all white or overly bright, Spectrum™ is excellent for makeup application and preparing for the day. Spectrum mirrors have a highly reflective mirror surface and provide a good TV image when turned on. When the TV is off, the screen area is camouflaged, leaving only a light gray image where the TV is located. For maximum TV clarity in all-white, or brightly lit bathrooms, see our B-Series technology below.



B-SERIES

Ideal for all-white or brightly colored bathrooms, B-Series™ is a custom option that provides a crisp, clear viewing experience with reduced glare. B-Series mirrors have a highly reflective mirror surface everywhere except the TV viewing area. When the TV is off, the TV screen area is black. When the TV is on, the screen area displays an impressively bright TV image.

LED Lighting Technology

Understanding some of the finer points of LED lighting will help you recognize why our LEDs lead the industry.



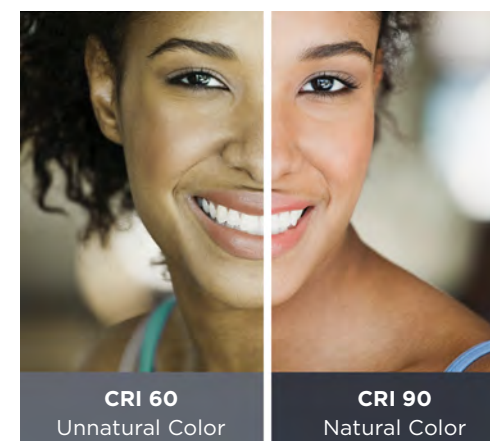

THE HIGHEST LED STANDARD

Our products feature LED light engines that raise the bar on quality, color, and brightness. With a longer effective lifespan, lower energy consumption, and less environmental impact, they offer beautiful, natural looking light with superior performance.



THE BEST COLOR TEMPERATURE

Color temperature, measured on a Kelvin (K) scale, is often an aesthetic choice. Since we know a bright, warm color is generally most flattering, we designed our mirrors with the standard light temperature of 3000K. If you want the ability to alternate between a range of LED colors, we offer our exclusive Ava™ technology (page 166), available in many of our lighted mirror products.

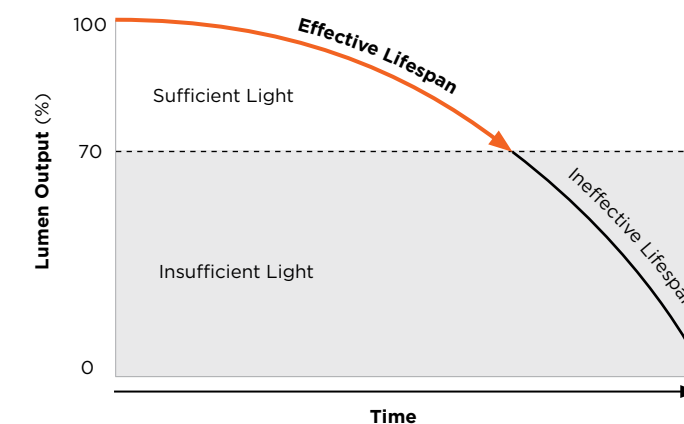


THE MOST ACCURATE LIGHT

The Color Rendering Index (CRI) is a measurement scale of how accurately a light source reflects true colors, and is expressed in a range from 0 to 100. A higher CRI indicates a more accurate color reflection. Ours boast CRIs of 90+, creating the most natural-looking color available.

THE GREATEST EFFECTIVE ILLUMINATION

Since lumen output diminishes over time, and anything less than 70% is considered insufficient, it's important to choose lighted mirrors with dependable, long-lasting LEDs. We select LEDs with a minimum calculated L_{70} 50,000-hour lifespan, easily providing many years of the best light without compromise.



Dimming Technology

Control your mirror's brightness and enhance your room ambiance with advanced dimming technology, available in lighted mirrors, mirrored cabinets, and wardrobe mirrors.



DIMMABLE DRIVERS

Our lighted mirrors, mirrored cabinets, and wardrobe mirrors come standard with dimmable LED drivers or dimmable controls that allow you to adjust the lighting level to your preference. Start your day off energized with full brightness, relax and wind down in the evening with a more subdued lighting ambiance, or choose anything in between.

DIMMING CONTROLS

Depending on the individual product, the LEDs can be dimmed by a forward-phase dimming switch, or one of our on-mirror dimming technologies, such as Keen™, Ava™, and Touch Dimming.

KEEN DIMMING

Keen™ provides you with a rich, intelligent, and eco-friendly dimming experience with zero hassle. Read the complete story on Keen's features and benefits (page 164).

AVA DIMMING

Ava™ offers dimming that's similar to Keen™, plus the added ability to change the color of the lighting from warm to cool—perfect for makeup application. Learn more about Ava™ (page 166).

TOUCH DIMMING

The Brilliance™ (page 48) and Eminence™ (page 52) offer dimming that's similar to Keen, with the added ability to dim the wall glow separately from the front lighting.

DIMMING OPTIONS FOR LIGHTED MIRRORS AND WARDROBE MIRRORS

The standard dimming technology for these products is forward-phase dimming, which requires no special wiring other than a hot, neutral, and ground 120V/240V hardwire connection. The recommended forward-phase dimming switch is the Leviton IPL06-10Z (not included).

For simple, elegant touch-dimming in lighted mirrors, consider Ava™—which also includes color-tuning—available with the Aria™ (page 44), Bela™ (page 46), Eternity™ (page 54), Fusion™ (page 58), and Integrity™ (page 60). For dimming without color-tuning, choose Keen™, available with the Eyla™ (page 56) and Silhouette™ (page 74), or Touch Dimming, available with the Brilliance™ (page 48) and Eminence™ (page 52).



DIMMING OPTIONS FOR MIRRORED CABINETS

The standard dimming control for the Ambiance™ Mirrored Cabinet (page 94) is forward-phase dimming. The recommended forward-phase dimming switch is the Leviton IPL06-10Z or Lutron DVCL-153P (not included).

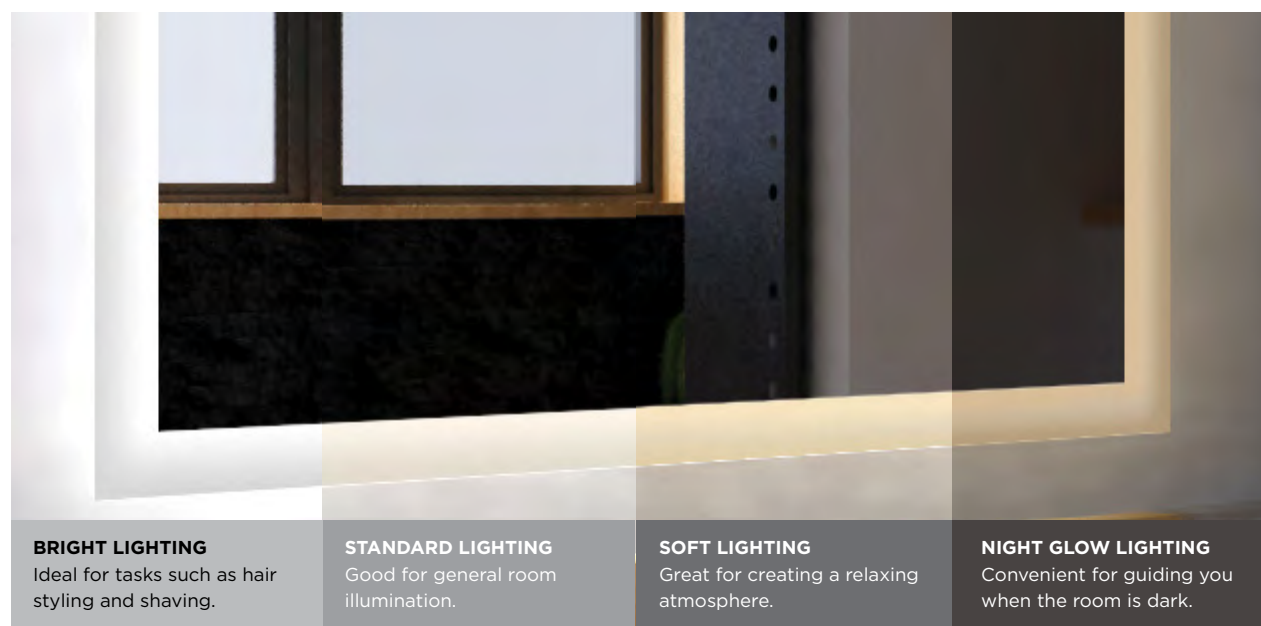
For dimming that is seamlessly integrated into the mirrored cabinet, consider the Ascension™ (page 96), which comes standard with Touch Dimming, and requires no additional wiring other than a hot, neutral, and ground hardwire connection.



Note: Acclaim™ Fog-Free Mirror (page 136) is not dimmable.

Keen™ Technology

Bring the Eyla™ and Silhouette™ Lighted Mirrors to life with the beauty and functionality of Keen™, which offers dimming, eco-friendly technology, and Night Glow with a touch.



THE RICHEST DIMMING EXPERIENCE

Keen's thoughtful design provides a complete range of light levels to satisfy your every lighting need. Plus, the innovative engineering makes interacting with Keen a luxurious experience:



- The intuitive interface is seamlessly integrated into the mirror, offering a sleek and beautiful design.
- Lighting initiates at full brightness and dims down and back up by touching and holding the Keen™ icon.
- Night Glow mode provides just enough lighting to safely guide you when the room is dark, and the Eye-Sensitivity Adjustment technology automatically reduces the light level as your eyes adjust to low light.

Keen is available as an upgrade in the Eyla™ lighted mirror (page 56) and Silhouette™ lighted mirror (page 72). Keen™ must be connected to earth ground in accordance with NEC code 250.20 (B). Improper ground can result in irregular function of the unit.



THE SMARTEST ECO-FRIENDLY TECHNOLOGY


The intelligent sensor in Keen™ supports your commitment to the environment:

- It dims your lighted mirror after an hour of non-use, so you're helping the environment even when you forget to turn the lights down.
- Energy consumption is reduced on average by 60%, making a big impact automatically.

THE SIMPLEST SET UP

Keen™ requires two wires plus a ground wire from an on/off switch to the mirror. You can also use a two-wire plus ground wire unswitched connection to the mirror to control the lights directly through the on-mirror interface. Keen™ must be connected to earth ground in accordance with NEC code 250.20 (B). Improper ground can result in irregular function of the unit.

THE EASIEST OPERATION



Tap to cycle through On, Night Glow, and Off. Night Glow starts at 1.5% and slowly dims to 0.5% over 20 minutes.

Touch and hold to gradually change light between 100% and 10% brightness.

After one hour of non-use, Keen's Energy Save Mode automatically dims the lights to 10% brightness.

Ava™ Technology

Ava™ takes task lighting to a beautiful new level, letting you change the LED light color and brightness level to make precise makeup application possible.

2,700K
Perfect for a sunset cruise, an intimate evening dinner, or a night at the theater.

3,500K
Excellent for an important boardroom meeting, a busy day on campus, or a quick get-together with friends for lunch.

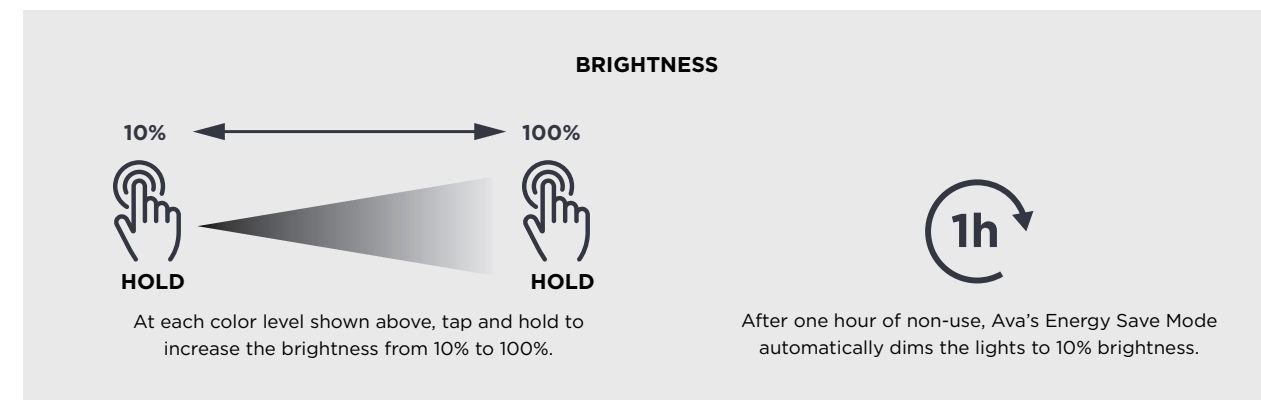
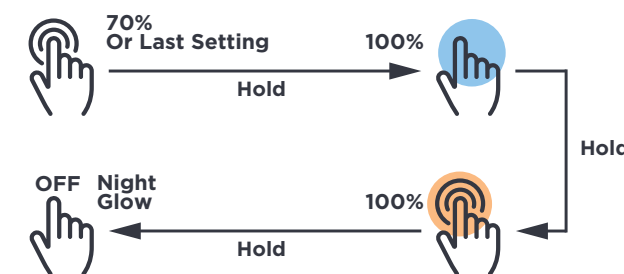
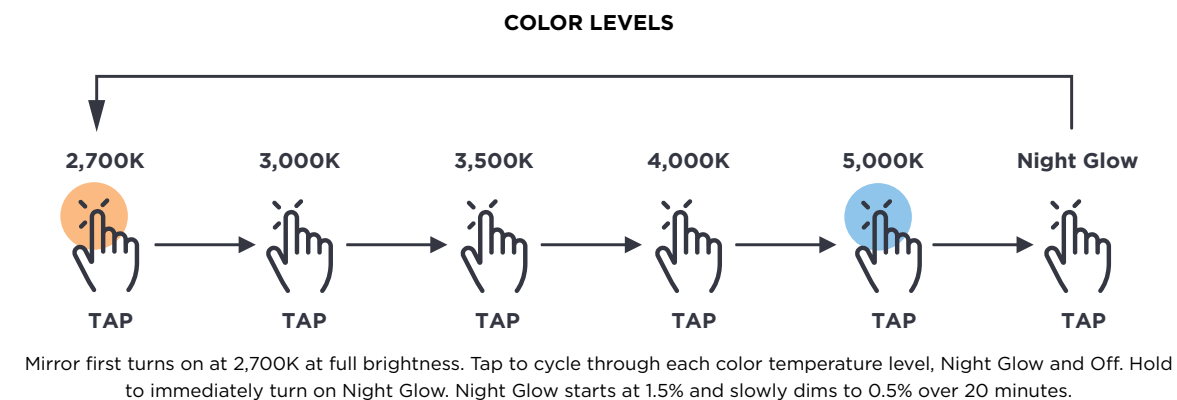
5,000K
Ideal for a leisurely day at the pool, 18 holes at the local country club, or a relaxing cruise.



THE IDEAL SETTINGS FOR YOUR SETTING

Ava™ gives you the confidence to look your best in any environment. The tunable LED lights give you the freedom to select the ideal color setting for any occasion: outdoors, indoors, or evening. And with integrated dimming that allows you to adjust the brightness of the lights, Ava™ can create almost any lighting condition you can imagine. Ava™ is available as an upgrade in the Aria™ (page 44), Bela™ (page 46), Eternity™ (page 54), Fusion™ (page 58), and Integrity™ (page 60) lighted mirrors.

The Beauty of Simple Interaction



THE BEAUTY OF SIMPLE SET UP

Ava™ requires two wires plus a ground wire from an on/off switch to the mirror. You can also use a two-wire plus ground wire unswitched connection to the mirror to control the lights directly through the on-mirror interface. Ava™ must be connected to earth ground in accordance with NEC code 250.20 (B). Improper ground can result in irregular function of the unit.





Hotel luxury for the Home™

INFORMATION

- 170 Price Guide Index: Lighted Mirrors
- 173 Price Guide Index: Mirror TVs
- 174 Price Guide Index: Mirrored Cabinets
- 174 Price Guide Index: Makeup Mirrors
- 174 Price Guide Index: Wardrobe Mirrors
- 175 Price Guide Index: Fog-Free Mirrors
- 175 Price Guide Index: TV Covers
- 176 Shipping and Handling
- 177 Terms and Conditions
- 179 Mirror Cleaning and Care
- 180 Contact Us

Price Guide Index

Lighted Mirrors

Product	Model #	Size (W" x H" x D")	Price	In Stock	S&H	Technology	Page
Aria	ARI-2436	24 x 36 x 1.75	\$2,273	Yes	\$70	N/A	44
Aria	ARI-3636	36 x 36 x 1.75	\$2,500	Yes	\$140	N/A	44
Aria	ARI-4836	48 x 36 x 1.75	\$3,170	Yes	\$140	N/A	44
Aria	ARI-6036	60 x 36 x 1.75	\$3,299	Yes	\$210	N/A	44
Aria with Ava	ARI-2436-AK	24 x 36 x 1.75	\$2,365	Yes	\$70	Ava	44
Aria with Ava	ARI-3636-AK	36 x 36 x 1.75	\$2,765	Yes	\$140	Ava	44
Aria with Ava	ARI-4836-AK	48 x 36 x 1.75	\$3,332	Yes	\$140	Ava	44
Aria with Ava	ARI-6036-AK	60 x 36 x 1.75	\$3,456	Yes	\$210	Ava	44
Bela	BEL-2442	24 x 42 x 1.75	\$2,214	Yes	\$140	N/A	46
Bela	BEL-3642	36 x 42 x 1.75	\$2,792	Yes	\$140	N/A	46
Bela with Ava	BEL-2442-AK	24 x 42 x 1.75	\$2,560	Yes	\$140	Ava	48
Bela with Ava	BEL-3642-AK	36 x 42 x 1.75	\$3,143	Yes	\$140	Ava	46
Brilliance	BRI-2436-BK05	24 x 36 x 2.13	\$1,841	Yes	\$70	Touch Dimming	48
Brilliance	BRI-30-BK05	30 diameter x 2.09	\$1,771	Yes	\$70	Touch Dimming	48
Brilliance	BRI-36-BK05	36 diameter x 2.09	\$2,020	Yes	\$140	Touch Dimming	48
Brilliance	BRI-2436-BR02	24 x 36 x 2.13	\$2,036	Yes	\$70	Touch Dimming	48
Brilliance	BRI-30-O2V-BR02	30 diameter x 2.09	\$2,068	Yes	\$140	Touch Dimming	48
Brilliance	BRI-36-O2V-BR02	36 diameter x 2.09	\$2,230	Yes	\$70	Touch Dimming	48
Element	ELE60-2436-BK05	24 x 36 x 2.75	Call for Price	No	INQUIRE	N/A	50
Element	ELE60-3042-BK05	30 x 42 x 2.75	Call for Price	No	INQUIRE	N/A	50
Element	ELE60-2436-SS02	24 x 36 x 2.75	Call for Price	No	INQUIRE	N/A	50
Element	ELE60-3042-SS02	30 x 42 x 2.75	Call for Price	No	INQUIRE	N/A	50
Element	ELE60-2436-SS01	24 x 36 x 2.75	Call for Price	No	INQUIRE	N/A	50
Element	ELE60-3042-SS02	30 x 42 x 2.75	Call for Price	No	INQUIRE	N/A	50
Element	ELE72-2436-BK05	24 x 36 x 2.75	Call for Price	No	INQUIRE	N/A	50
Element	ELE72-3042-BK05	30 x 42 x 2.75	Call for Price	No	INQUIRE	N/A	50
Element	ELE72-2436-SS02	24 x 36 x 2.75	Call for Price	No	INQUIRE	N/A	50
Element	ELE72-3042-SS02	30 x 42 x 2.75	Call for Price	No	INQUIRE	N/A	50
Element	ELE72-2436-SS01	24 x 36 x 2.75	Call for Price	No	INQUIRE	N/A	50
Element	ELE72-3042-SS02	30 x 42 x 2.75	Call for Price	No	INQUIRE	N/A	50
Eminence	EMN-2436-BK05	24 x 36 x 2.76	\$2,036	Yes	\$70	Touch Dimming	52
Eminence	EMN-3042-BK05	30 x 42 x 2.76	\$2,705	Yes	\$140	Touch Dimming	52
Eminence	EMN-2436-BR02	24 x 36 x 2.76	\$2,187	Yes	\$70	Touch Dimming	52
Eminence	EMN-3042-BK02	30 x 42 x 2.76	\$2,878	Yes	\$140	Touch Dimming	54
Eternity	ETE-2130	21 x 30 x 1.75	\$2,219	Yes	\$70	N/A	54
Eternity	ETE-30	30 diameter x 1.75	\$2,646	Yes	\$70	N/A	54
Eternity	ETE-36	36 diameter x 1.75	\$2,900	No	\$140	N/A	54
Eternity with Ava	ETE-2130-AK	21 x 30 x 1.75	\$2,381	Yes	\$70	Ava	54
Eternity with Ava	ETE-30-AK	30 diameter x 1.75	\$2,527	Yes	\$70	Ava	54
Eternity with Ava	ETE-36-AK	36 diameter x 1.75	\$2,759	No	\$140	Ava	54
Eyla	EYL-2436	24 x 36 x 1.75	\$2,533	Yes	\$70	N/A	56
Eyla	EYL-3636	36 x 36 x 1.75	\$2,792	Yes	\$140	N/A	56
Eyla	EYL-4836	48 x 36 x 1.75	\$3,548	Yes	\$140	N/A	56
Eyla	EYL-6036	60 x 36 x 1.75	\$3,694	Yes	\$140	N/A	56

Product	Model #	Size (W" x H" x D")	Price	In Stock	S&H	Technology	Page
Eyla with Keen	EYL-2436-KG	24 x 36 x 1.75	\$2,452	Yes	\$70	Keen	56
Eyla with Keen	EYL-3636-KG	36 x 36 x 1.75	\$2,986	Yes	\$140	Keen	56
Eyla with Keen	EYL-4836-KG	48 x 36 x 1.75	\$3,472	Yes	\$140	Keen	56
Eyla with Keen	EYL-6036-KG	60 x 36 x 1.75	\$3,623	Yes	\$210	Keen	56
Fusion	FUS-2428	24 x 28 x 1.75	\$1,906	Yes	\$70	N/A	58
Fusion	FUS-2436	24 x 36 x 1.75	\$2,047	Yes	\$70	N/A	58
Fusion	FUS-3636	36 x 36 x 1.75	\$2,241	Yes	\$140	N/A	58
Fusion	FUS-4836	48 x 36 x 1.75	\$2,581	Yes	\$140	N/A	58
Fusion	FUS-6036	60 x 36 x 1.75	\$2,662	Yes	\$210	N/A	58
Fusion with Ava	FUS-2428-AK	24 x 28 x 1.75	\$2,241	Yes	\$70	Ava	58
Fusion with Ava	FUS-2436-AK	24 x 36 x 1.75	\$2,371	Yes	\$70	Ava	58
Fusion with Ava	FUS-3636-AK	36 x 36 x 1.75	\$2,560	Yes	\$140	Ava	58
Fusion with Ava	FUS-4836-AK	48 x 36 x 1.75	\$2,905	No	\$140	Ava	58
Fusion with Ava	FUS-6036-AK	60 x 36 x 1.75	\$2,986	Yes	\$210	Ava	58
Integrity	INT-2436	24 x 36 x 1.75	\$2,198	Yes	\$70	N/A	60
Integrity	INT-3042	30 x 42 x 1.75	\$2,408	Yes	\$140	N/A	60
Integrity	INT-3636	36 x 36 x 1.75	\$2,425	Yes	\$140	N/A	60
Integrity	INT-3642	36 x 42 x 1.75	\$2,538	Yes	\$140	N/A	60
Integrity	INT-4236	42 x 36 x 1.75	\$2,538	Yes	\$140	N/A	60
Integrity	INT-4242	42 x 42 x 1.75	\$2,938	Yes	\$210	N/A	60
Integrity	INT-4836	48 x 36 x 1.75	\$3,019	Yes	\$140	N/A	60
Integrity	INT-5442	54 x 42 x 1.75	\$3,148	Yes	\$210	N/A	60
Integrity	INT-6036	60 x 36 x 1.75	\$3,148	Yes	\$210	N/A	60
Integrity	INT-6642	66 x 42 x 1.75	\$3,764	Yes	\$210	N/A	60
Integrity	INT-7242	72 x 42 x 1.75	\$3,829	Yes	\$210	N/A	60
Integrity with Ava	INT-2436-AK	24 x 36 x 1.75	\$2,241	Yes	\$70	Ava	60
Integrity with Ava	INT-3042-AK	30 x 42 x 1.75	\$2,619	Yes	\$140	Ava	60
Integrity with Ava	INT-3636-AK	36 x 36 x 1.75	\$2,630	Yes	\$140	Ava	60
Integrity with Ava	INT-3642-AK	36 x 42 x 1.75	\$2,738	Yes	\$140	Ava	60
Integrity with Ava	INT-4236-AK	42 x 36 x 1.75	\$2,738	Yes	\$140	Ava	60
Integrity with Ava	INT-4242-AK	42 x 42 x 1.75	\$2,894	Yes	\$210	Ava	60
Integrity with Ava	INT-4836-AK	48 x 36 x 1.75	\$2,975	Yes	\$140	Ava	60
Integrity with Ava	INT-5442-AK	54 x 42 x 1.75	\$3,224	Yes	\$210	Ava	60
Integrity with Ava	INT-6036-AK	60 x 36 x 1.75	\$3,224	Yes	\$210	Ava	60
Integrity with Ava	INT-6642-AK	66 x 42 x 1.75	\$3,451	Yes	\$210	Ava	60
Integrity with Ava	INT-7242-AK	72 x 42 x 1.75	\$4,342	Yes	\$210	Ava	60
Isola	ISL-3642	36 x 42 x 1.63	\$4,944	Yes	\$140	N/A	62
Luna	LUN-30	30 diameter x 1.75	\$2,144	Yes	\$70	N/A	64
Luna	LUN-36	36 diameter x 1.75	\$2,327	Yes	\$140	N/A	64
Luna	LUN-48	48 diameter x 1.75	\$2,797	Yes	\$210	N/A	64
Luna	LUN-60	60 diameter x 1.75	\$3,224	Yes	\$210	N/A	64
Novo	NOV-2436	24 x 36 x 1.75	\$1,885	Yes	\$70	N/A	66
Novo	NOV-3636	36 x 36 x 1.75	\$1,993	Yes	\$140	N/A	66
Novo	NOV-4836	48 x 36 x 1.75	\$2,225	Yes	\$140	N/A	66
Radiance	RAD3-2436-BK05	24 x 36 x 2	\$2,376	Yes	\$70	N/A	68
Radiance	RAD3-3636-BK05	36 x 36 x 2	\$2,511	Yes	\$70	N/A	68

Lighted Mirrors (cont.)

Product	Model #	Size (W" x H" x D")	Price	In Stock	S&H	Technology	Page
Radiance	RAD3-4836-BK05	48 x 36 x 2	\$2,716	Yes	\$140	N/A	68
Radiance	RAD3-6036-BK05	60 x 36 x 2	\$2,921	Yes	\$210	N/A	68
Radiance	RAD3-2436-BR02	24 x 36 x 2	\$2,479	Yes	\$70	N/A	68
Radiance	RAD3-3636-BR02	36 x 36 x 2	\$2,619	Yes	\$70	N/A	68
Radiance	RAD3-4836-BR02	48 x 36 x 2	\$2,824	Yes	\$140	N/A	68
Radiance	RAD3-6036-BR02	60 x 36 x 2	\$3,040	Yes	\$210	N/A	68
Radiance	RAD3-2436-CH04	24 x 36 x 2	\$2,376	Yes	\$70	N/A	68
Radiance	RAD3-3636-CH04	36 x 36 x 2	\$2,511	Yes	\$70	N/A	68
Radiance	RAD3-4836-CH04	48 x 36 x 2	\$2,716	Yes	\$140	N/A	68
Radiance	RAD3-6036-CH04	60 x 36 x 2	\$2,921	Yes	\$210	N/A	68
Saratoga	SAR-2436	24 x 36 x 1.75	\$2,651	Yes	\$70	N/A	70
Saratoga	SAR-2442	24 x 42 x 1.75	\$2,840	Yes	\$140	N/A	70
Saratoga with Ava	SAR-2436-AK	24 x 36 x 1.75	\$2,808	Yes	\$70	Ava	70
Saratoga with Ava	SAR-2442-AK	24 x 42x 1.75	\$2,992	Yes	\$140	Ava	70
Serenity	SER-2436	24 x 36 x 1.75	\$2,203	Yes	\$70	N/A	72
Serenity	SER-3636	36 x 36 x 1.75	\$2,387	Yes	\$140	N/A	72
Serenity	SER-4836	48 x 36 x 1.75	\$2,927	Yes	\$140	N/A	72
Serenity	SER-6036	60 x 36 x 1.75	\$3,094	Yes	\$210	N/A	72
Silhouette	SIL-2436	24 x 36 x 1.75	\$2,441	Yes	\$70	N/A	74
Silhouette	SIL-3042	30 x 42 x 1.75	\$2,689	Yes	\$140	N/A	74
Silhouette	SIL-3636	36 x 36 x 1.75	\$2,651	Yes	\$140	N/A	74
Silhouette	SIL-4242	42 x 42 x 1.75	\$3,170	Yes	\$210	N/A	74
Silhouette	SIL-4836	48 x 36 x 1.75	\$3,262	Yes	\$140	N/A	74
Silhouette	SIL-5442	54 x 42 x 1.75	\$3,465	Yes	\$210	N/A	74
Silhouette	SIL-6036	60 x 36 x 1.75	\$3,456	Yes	\$210	N/A	74
Silhouette	SIL-6642	66 x 42 x 1.75	\$3,866	Yes	\$210	N/A	74
Silhouette with Keen	SIL-2436-KG	24 x 36 x 1.75	\$2,360	Yes	\$70	Keen	74
Silhouette with Keen	SIL-3042-KG	30 x 42 x 1.75	\$2,884	Yes	\$140	Keen	74
Silhouette with Keen	SIL-3636-KG	36 x 36 x 1.75	\$2,851	Yes	\$140	Keen	74
Silhouette with Keen	SIL-4242-KG	42 x 42 x 1.75	\$2,870	Yes	\$210	Keen	74
Silhouette with Keen	SIL-4836-KG	48 x 36 x 1.75	\$3,100	Yes	\$140	Keen	74
Silhouette with Keen	SIL-5442-KG	54 x 42 x 1.75	\$3,397	Yes	\$210	Keen	74
Silhouette with Keen	SIL-6036-KG	60 x 36 x 1.75	\$3,386	Yes	\$210	Keen	74
Silhouette with Keen	SIL-6642-KG	66 x 42 x 1.75	\$3,796	Yes	\$210	Keen	74
Trinity	TRI-30	30 diameter x 1.75	\$2,257	Yes	\$70	N/A	76

Mirror TVs

Product	Model #	Size (W" x H" x D")	Price	In Stock	S&H	Technology	Page
Fusion with 15" TV	INT-156-AV-3042	30 x 42 x 1.75	\$5,503	No	\$140	15.6" TV	82
Fusion with 15" TV	INT-156-AV-3642	36 x 42 x 1.75	\$5,702	No	\$140	15.6" TV	82
Fusion with 15" TV	INT-156-AV-4842	48 x 42 x 1.75	\$5,870	No	\$210	15.6" TV	82
Fusion with 15" TV	INT-156-AV-6042	60 x 42 x 1.75	\$6,118	No	\$210	15.6" TV	82
Fusion with 21" TV	INT-215-AV-3642	36 x 42 x 1.75	\$7,420	No	\$140	21.5" TV	82
Fusion with 21" TV	INT-215-AV-4842	48 x 42 x 1.75	\$7,619	No	\$210	21.5" TV	82
Fusion with 21" TV	INT-215-AV-6042	60 x 42 x 1.75	\$7,911	No	\$210	21.5" TV	82
Integrity with 15" TV	INT-156-AV-3642	36 x 42 x 1.75	\$5,765	No	\$140	15.6" TV	84
Integrity with 15" TV	INT-156-AV-4242	42 x 42 x 1.75	\$5,832	No	\$210	15.6" TV	84
Integrity with 15" TV	INT-156-AV-4842	48 x 42 x 1.75	\$6,059	No	\$210	15.6" TV	84
Integrity with 15" TV	INT-156-AV-5442	54 x 42 x 1.75	\$6,118	No	\$210	15.6" TV	84
Integrity with 15" TV	INT-156-AV-6042	60 x 42 x 1.75	\$6,037	No	\$210	15.6" TV	84
Integrity with 15" TV	INT-156-AV-6642	66 x 42 x 1.75	\$6,426	No	\$210	15.6" TV	84
Integrity with 21" TV	INT-215-AV-3642	36 x 42 x 1.75	\$6,340	No	\$140	21.5" TV	84
Integrity with 21" TV	INT-215-AV-4242	42 x 42 x 1.75	\$6,404	No	\$210	21.5" TV	84
Integrity with 21" TV	INT-215-AV-4842	48 x 42 x 1.75	\$6,642	No	\$210	21.5" TV	84
Integrity with 21" TV	INT-215-AV-5442	54 x 42 x 1.75	\$6,696	No	\$210	21.5" TV	84
Integrity with 21" TV	INT-215-AV-6042	60 x 42 x 1.75	\$6,885	No	\$210	21.5" TV	84
Integrity with 21" TV	INT-215-AV-6642	66 x 42 x 1.75	\$7,004	No	\$210	21.5" TV	84
Loft with 15.6" TV	LOF-156-AV-3040	30 x 40 x 1.75	\$4,790	No	\$140	15.6" TV	86
Loft with 15.6" TV	LOF-156-AV-4040	40 x 40 x 1.75	\$4,860	No	\$210	15.6" TV	86
Loft with 15.6" TV	LOF-156-AV-5040	50 x 40 x 1.75	\$4,952	No	\$210	15.6" TV	86
Loft with 15.6" TV	LOF-156-AV-6040	60 x 40 x 1.75	\$5,087	No	\$210	15.6" TV	86
Loft with 21.5" TV	LOF-215-AV-3040	30 x 40 x 1.75	\$5,395	No	\$140	21.5" TV	86
Loft with 21.5" TV	LOF-215-AV-4040	40 x 40 x 1.75	\$5,465	No	\$210	21.5" TV	86
Loft with 21.5" TV	LOF-215-AV-5040	50 x 40 x 1.75	\$5,551	No	\$210	21.5" TV	86
Loft with 21.5" TV	LOF-215-AV-6040	60 x 40 x 1.75	\$5,692	No	\$210	21.5" TV	86
Silhouette with 15" TV	SIL-156-AV-3642	36 x 42 x 1.75	\$5,940	No	M \$140	15.6" TV	88
Silhouette with 15" TV	SIL-156-AV-4242	42 x 42 x 1.75	\$5,989	No	L \$210	15.6" TV	88
Silhouette with 15" TV	SIL-156-AV-4842	48 x 42 x 1.75	\$6,259	No	L \$210	15.6" TV	88
Silhouette with 15" TV	SIL-156-AV-5442	54 x 42 x 1.75	\$6,356	No	L \$210	15.6" TV	88
Silhouette with 15" TV	SIL-156-AV-6042	60 x 42 x 1.75	\$6,518	No	L \$210	15.6" TV	88
Silhouette with 15" TV	SIL-156-AV-6642	66 x 42 x 1.75	\$6,615	No	L \$210	15.6" TV	88
Silhouette with 21" TV	SIL-215-AV-3642	36 x 42 x 1.75	\$6,523	No	M \$140	21.5" TV	88
Silhouette with 21" TV	SIL-215-AV-4242	42 x 42 x 1.75	\$6,577	No	L \$210	21.5" TV	88
Silhouette with 21" TV	SIL-215-AV-4842	48 x 42 x 1.75	\$6,842	No	L \$210	21.5" TV	88
Silhouette with 21" TV	SIL-215-AV-5442	52 x 42 x 1.75	\$6,944	No	L \$210	21.5" TV	88
Silhouette with 21" TV	SIL-215-AV-6042	60 x 42 x 1.75	\$7,090	No	L \$210	21.5" TV	88
Silhouette with 21" TV	SIL-215-AV-6642	66 x 42 x 1.75	\$7,187	No	L \$210	21.5" TV	88

Mirrored Cabinets

Product	Model #	Hinge	Size (W" x H" x D")	Price	In Stock	S&H	Technology	Page
Ambiance	AMB-2330-LT	Left	23.25 x 30 x 4.65	\$2,387	Yes	\$70	Defogger	94
Ambiance	AMB-2330-RT	Right	23.25 x 30 x 4.65	\$2,387	Yes	\$70	Defogger	94
Ambiance	AMB-2340-LT	Left	23.25 x 40 x 4.65	\$2,608	Yes	\$140	Defogger	94
Ambiance	AMB-2340-RT	Right	23.25 x 40 x 4.65	\$2,608	Yes	\$140	Defogger	94
Ascension	ASC-2330-TD-LT	Left	23.25 x 30 x 4.65	\$2,516	Yes	\$70	Defogger, Touch Dimming	96
Ascension	ASC-2330-TD-RT	Right	23.25 x 30 x 4.65	\$2,516	Yes	\$70	Defogger, Touch Dimming	96
Ascension	ASC-2336-TD-LT	Left	23.25 x 36 x 4.65	\$2,597	Yes	\$70	Defogger, Touch Dimming	96
Ascension	ASC-2336-TD-RT	Right	23.25 x 36 x 4.65	\$2,597	Yes	\$70	Defogger, Touch Dimming	96
Ascension	ASC-2340-TD-LT	Left	23.25 x 40 x 4.65	\$2,754	Yes	\$140	Defogger, Touch Dimming	96
Ascension	ASC-2340-TD-RT	Right	23.25 x 40 x 4.65	\$2,754	Yes	\$140	Defogger, Touch Dimming	96
Simplicity	SIM-2340-LT	Left	23.25 x 40 x 4.65	\$1,777	Yes	\$140	N/A	98
Simplicity	SIM-2340-RT	Right	23.25 x 40 x 4.65	\$1,777	Yes	\$140	N/A	98

Makeup Mirrors

Product	Model #	Finish	Size (W" x H")	Price	In Stock	S&H	Mount Type	Page
Blush	MM-BLU-WM-BR02	Brushed Brass	9.8 diameter	\$659	Yes	\$12	Wall Mount	104
Blush	MM-BLU-WM-SS02	Brushed Stainless	9.8 diameter	\$416	Yes	\$12	Wall Mount	104
Blush	MM-BLU-WM-BK05	Matte Black	9.8 diameter	\$556	Yes	\$12	Wall Mount	104
Blush	MM-BLU-WM-SS01	Polished Stainless	9.8 diameter	\$416	Yes	\$12	Wall Mount	104
Charm	MM-CHR-WM-CH01	Polished Stainless	7.9 diameter	\$497	Yes	\$12	Wall Mount	106
Contour	MM-CON-WM-SS01	Polished Stainless	5.2 x 8.4	\$281	Yes	\$12	Wall Mount	108
Elixir	MM-ELX-WM-BR02	Brushed Brass	8 x 8	\$761	Yes	\$12	Wall Mount	110
Elixir	MM-ELX-WM-SS02	Brushed Stainless	8 x 8	\$513	Yes	\$12	Wall Mount	110
Elixir	MM-ELX-WM-BK05	Matte Black	8 x 8	\$643	Yes	\$12	Wall Mount	110
Elixir	MM-ELX-WM-SS01	Polished Stainless	8 x 8	\$524	Yes	\$12	Wall Mount	110
Glamour	MM-GLA-WM-BK05	Matte Black	7.9 diameter	\$486	Yes	\$12	Wall Mount	112

Wardrobe Mirrors

Product	Model #	Size (W" x H" x D")	Price	In Stock	S&H	Technology	Page
Ascension with Touch Dimming	ASC-2069-TD-LT	20 x 69 x 4.65	\$3,618	Yes	\$210	Touch Dimming with Defogger	118
Ascension with Touch Dimming	ASC-2069-TD-RT	20 x 69 x 4.65	\$3,618	Yes	\$210	Touch Dimming with Defogger	118
Eminence	EMN-2660-BK05	26 x 60 x 2.76	\$3,340	Yes	\$210	Touch Dimming with Wall Glow	120
Eminence	EMN-2660-BR02	26 x 60 x 2.76	\$3,666	Yes	\$210	Touch Dimming with Wall Glow	120
Fusion	FUS-2660	26 x 60 x 1.75	\$2,684	Yes	\$210	N/A	122
Fusion with Ava	FUS-2660-AK	26 x 60 x 1.75	\$2,705	Yes	\$210	Ava	122
Integrity	INT-2660	26 x 60 x 1.75	\$2,743	Yes	\$210	N/A	124
Integrity with Ava	INT-2660-AK	26 x 60 x 1.75	\$2,824	Yes	\$210	Ava	124
Radiance	RAD3-2660-BK05	26 x 60 x 2	\$3,186	Yes	\$210	N/A	126
Radiance	RAD3-2660-BR02	26 x 60 x 2	\$3,402	Yes	\$210	N/A	126
Saratoga	SAR-2660	26 x 60 x 2	\$2,970	Yes	\$210	N/A	128
Saratoga with Ava	SAR-2660-AK	26 x 60 x 2	\$3,078	Yes	\$210	Ava	128

Fog-Free Mirrors

Product	Model #	Size (W" x H" x D")	Price	In Stock	S&H	Technology	Page
Acclaim	ISF-1111	11.75 x 11.75 x 2.81	\$2,689	Yes	\$12	Defogger	134
Acclaim	ISF-1123	11.75 x 23.75 x 2.81	\$2,846	Yes	\$70	Defogger	134
Acclaim with Down Light	ISF-1228-DL	12 x 28 x 4.22	\$3,164	Yes	\$70	Defogger	134
Aqua	INS-1111	11.75 x 11.75 x 0.56	\$837	Yes	\$12	Defogger	136
Aqua	INS-1123	11.75 x 23.75 x 0.56	\$853	Yes	\$70	Defogger	136

TV Covers

Product	Model #	Size (W" x H")	Fits TV Size	Price*	In Stock	S&H	Finish	Page
Eclipse	TVC-32	34.5" x 22.5"	32"	\$1,399	No	\$140	Iris® glass; black frame	142
Eclipse	TVC-43	43.5" x 27.5"	40" - 43"	\$1,588	Yes	\$140	Iris® glass; black frame	142
Eclipse	TVC-55	54" x 33.25"	48" - 55"	\$1,885	Yes	\$210	Iris® glass; black frame	142
Eclipse	TVC-65	62.75" x 38.25"	58" - 65"	\$2,144	Yes	\$210	Iris® glass; black frame	142
Eclipse	TVC-75	71.25" x 43.25"	75"	\$2,419	No	\$210	Iris® glass; black frame	142

Shipping and Handling

Mirrors are one of the most fragile products in the world to ship. From the way the mirror is packaged to the delivery carriers we choose, we're committed to ensuring the mirror arrives safely and in perfect condition.

SHIPPING PRICING

NOTE: Shipping prices are for shipments to the contiguous U.S. only. For shipments to Alaska, Hawaii, and countries outside the U.S., contact Electric Mirror for a freight estimate. To determine the contiguous U.S. shipping cost, find the specified sizes for each product in the Price Guide Index (pages 170-175). The shipping and handling fee (S&H) listed is for a quantity of one. For two or more extra small and/or small mirrors, add the individual shipping and handling fees together. For two medium and/or large mirrors shipped to the contiguous U.S., freight is a flat \$250. For three or more medium and/or large mirrors shipped to the contiguous U.S., freight is free (see below). Note: combo shipping pricing does not apply to mirrored cabinets.

	XS <i>Extra Small</i>	S <i>Small</i>	M <i>Medium</i>	L <i>Large</i>
Contiguous U.S.	\$12	\$70	\$140	\$210

FREE FREIGHT ALLOWED

For deliveries to the continental U.S., Free Freight is Allowed (FFA) on orders \$2,500 or greater of stock product (excluding custom mirrors, mirror TV's, makeup mirrors, and mirrors over 42" in height dimension). Electric Mirror reserves the right of final discretion on all orders with Free Freight Allowed. For shipments to Canada with three or more mirrors, contact Electric Mirror for a freight estimate.

DROP SHIP FEE

The shipping prices listed for each product assume shipping to a dealer's loading dock. To ship to a different address, such as direct to a residence, a drop ship fee must be added for each shipment. For a drop shipment with multiple products, a single fee for the largest size will apply. The drop ship fee will still apply for orders that qualify for FFA.

XS <i>Extra Small</i>	S <i>Small</i>	M <i>Medium</i>	L <i>Large</i>
+\$10	+\$55	+\$125	+\$175

SHIPPING DAMAGE POLICY

The packaging and product must be thoroughly inspected as soon as it arrives at the first destination: either the dealer (in most cases), or the residence (if drop shipping was added). If any damage has occurred during shipping, it must be reported within 15 business days of receipt of shipment. You must take photos of the damaged packaging and product prior to any installation; if product has been installed it will not be eligible for return. Then, contact Customer Support at residential@electricmirror.com and a Claims Information Form (CIF) will be provided. The CIF must be completed and emailed back within three business days; failure to do so will result in forfeiture of any claim.

If a third-party carrier was used for shipping, please direct freight claims submission or questions to the third-party carrier.

Terms and Conditions

All pricing, terms, and conditions apply to the most current Electric Mirror Retail Price Guide. Pricing and product availability are subject to change without notice. Updated price lists supersede all other price lists.

LEAD TIME

The typical lead time for standard in-stock items is one week*, or four to six weeks for standard items not in stock. The lead time for custom items is eight to ten weeks.

PRODUCT REPRESENTATION

Some product images in this book may not depict an exact representation of the product's design, size, or lighting output.

SHIPPING

FOB Destination. See page 176 for Shipping and Handling Information. Freight rates are subject to change without notice. Electric Mirror reserves the right to determine the size category applicable to any particular order.

RETURN POLICY

Electric Mirror accepts returns on eligible stock products only when they meet all of the following conditions:

- The product is unused, uninstalled, and has never been mounted or altered in any way.
- It is returned in its original, fully sealed packaging, including all internal protective materials.
- It is received in undamaged, resalable condition.

Return Window

Stock products that meet the above requirements may be returned within 90 days of delivery for a merchandise credit issued to the originating showroom account.

A 25% restocking fee and all original freight charges will be deducted from the credit.

Non-Returnable Items

The following items cannot be returned under any circumstance:

- Custom mirrors
- Make-up mirrors (unless unopened and in the original sealed box)
- Medicine cabinets (unless unopened and in the original sealed box)

Installed or Previously Mounted Products

Electric Mirror cannot accept returns on any product—including mirrors—that shows evidence of installation.

Signs of installation (such as mounting marks, surface disturbance, screw holes, adhesive residue, or missing protective materials) automatically render the product ineligible for return.

All returns must be pre-approved and issued a Return Material Authorization (RMA#). Products returned without a valid RMA#, or returned outside policy requirements, will not qualify for credit.

Contact

For questions or to request an RMA#, contact Customer Support:

residential@electricmirror.com
888.368.1285

15-DAY SHIPPING DAMAGE POLICY

Electric Mirror will replace any product damaged in transit only when the shipment is delivered by an Electric Mirror-arranged carrier and the damage is reported within 15 business days of receipt.

Damage Reporting Requirements (Electric Mirror-Arranged Carriers)

To qualify for replacement, the damage report must include:

- A written description of the damage
- Clear photographs of the damaged areas
- Photographs showing the condition of the outer and inner packaging at delivery

Customers must inspect the shipment immediately upon arrival and must not install the product before documenting and reporting the damage.

Any product that has been installed will be considered accepted and is not eligible for replacement.

Shipments Using Third-Party Carriers

If a customer chooses to use a third-party carrier—including any customer-selected freight company, courier, installer-arranged transport, or logistics provider—Electric Mirror assumes no responsibility for:

- Damage occurring in transit
- Loss or missing items
- Delivery delays
- Mishandling by the third-party carrier

For shipments handled by a third-party carrier, all damage claims must be filed directly with that carrier.

Electric Mirror will not replace, reimburse, or credit products damaged while in the custody of a third-party carrier. Warranty

For complete warranty terms, conditions, and details, visit: electricmirror.com/warranty.

WARRANTY

For complete warranty terms, conditions, and details, visit: electricmirror.com/warranty.

CLAIMS

Claims under the Electric Mirror warranty should be made through the dealer. After the dealer contacts Electric Mirror and receives an RMA#, you must promptly return the product, at your expense, to Electric Mirror after receiving instructions as to when and where to ship the product.

*High demand may lead to temporary delays of in-stock items.

Mirror Cleaning and Care

Combine these mirror cleaning and care tips with Electric Mirror's OmegaMirror™ to ensure optimal performance from your long-lasting mirror.

**USE THE RIGHT CLEANER.**

The best cleaner for mirrors is clean, warm water used with a soft, lint-free cloth. If using a commercial glass or mirror cleaner, be sure to use one that does not contain ammonia or vinegar, as that can cause corrosion or desilvering. Do not use Windex.

SPRAY THE CLOTH, NOT THE MIRROR.

Avoid spraying water or cleaner directly onto the mirror. Spraying can cause liquid to pool at the bottom edge of the mirror, increasing the chance the mirror could corrode. Instead, apply the cleaner to a soft cloth and then wipe the mirror.

DRY THE MIRROR COMPLETELY.

Be sure to dry all joints and edges thoroughly and be careful not to allow water or cleaner to pool along the edges of the mirror. Wet edges over time is the number one cause for corrosion and desilvering at the lower edge of a mirror.

BE CAREFUL WITH THE EDGES OF THE MIRROR.

Because the mirror is fragile and can chip at the corner, be careful not to touch the edges or corners of the mirror against a hard surface such as tile. Use the provided corner protectors when setting the mirror down before and during installation.

PROTECT THE MIRROR'S CENTER SURFACE AREA.

Do not rest the mirror on an abrasive, or uneven surface. Place the mirror on a soft surface such as carpet or a towel before and during installation.

Please be advised that failure to comply with these instructions may result in damage to the mirror that will void the warranty.

Contact Us

SALES QUESTIONS

For sales questions and general information, contact Residential Sales at:

residential@electricmirror.com

888.368.1285

CUSTOM QUOTES

For custom quotes contact Residential Sales at:

rfq@electricmirror.com

888.368.1285

PURCHASE ORDERS

Electric Mirror dealers may submit new purchase orders to:

ro@electricmirror.com

SHIPPING DATE

Electric Mirror dealers may confirm estimated shipping dates of an open order at:

electricmirror.com/find-shipping-date

888.368.1285

SHIPPING DAMAGE

If a product arrives with shipping damage, contact Customer Support within 15 business days of delivery at:

residential@electricmirror.com

888.368.1285

PRODUCT RETURNS

All returns require a Return Materials Authorization number. Contact Customer Support at:

residential@electricmirror.com

888.368.1285

See additional information on page 177.

CUSTOMER SUPPORT

If a problem arises with an order after it ships, such as installation or lighting questions, contact Customer Support at:

residential@electricmirror.com

888.368.1285

QUICK REFERENCE

Sales Questions	residential@electricmirror.com	888.368.1285
Custom Quotes	rfq@electricmirror.com	888.368.1285
Purchase Orders	ro@electricmirror.com	--
Shipping Date	electricmirror.com/find-shipping-date	888.368.1285
Shipping Damage	residential@electricmirror.com	888.368.1285
Product Returns	residential@electricmirror.com	888.368.1285
Customer Support	customer.support@electricmirror.com	888.368.1285