



**ELIXIR™**

**PRODUCT DESCRIPTION**

Bold and luminous, the Elixir™ makeup mirror combines crisp, natural-looking LED lighting with a striking square design and 5X magnification—perfect for precise, flawless makeup application.

**SPECIFICATION STATEMENT**

Solution shall consist of an 8” square lighted makeup mirror with forward-facing task lighting and corrosion-resistant glass. Mirror shall have 5X magnification over a normal reflection and an adjustable viewing angle for precise positioning. Entire mirror perimeter shall be backlit using energy-efficient LED lighting technology with a 90+ CRI (Color Rendering Index). Product will have a 1-year limited warranty.

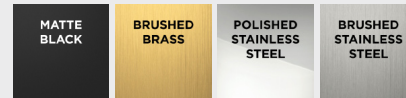
**FEATURES AND BENEFITS**

- Corrosion-resistant mirror glass
- Forward-facing task lighting for ideal makeup application and grooming
- 5X magnification
- Up-and-down tilt
- Side-to-side swivel (wall-mounted model only)
- Wall-mounted (hardwired) or countertop (corded) options
- Suitable for damp bathroom environments
- Energy efficient
- Easy installation
- 1-year limited warranty
- Designed in USA

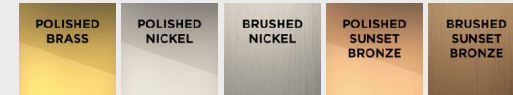
**AVAILABLE OPTIONS**

- Wall-mounted (hardwired)
- Countertop (plug-in cord) <sup>1</sup>

**STANDARD FINISHES <sup>1</sup>**



**SPECIALTY FINISHES <sup>1</sup>**



- Other finishes available <sup>1</sup>

**LIGHTING SPECIFICATIONS**

- Natural-looking LED light color
- Superior color rendering: 90+ CRI
- Color temperature (CCT): 3,000K

**SAFETY SPECIFICATIONS**

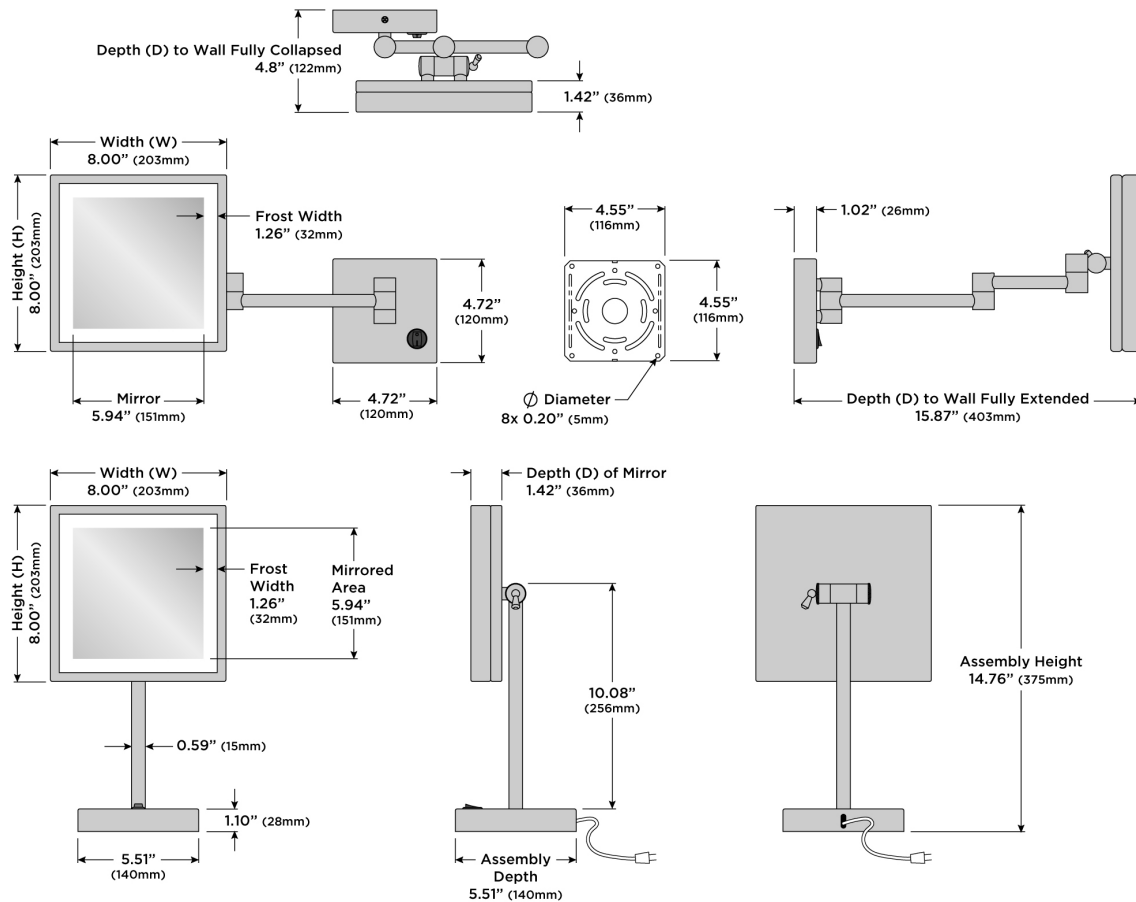
- Entire assembly meets UL/cUL standards

<sup>1</sup> Minimum order quantity required.

**THE ELECTRIC MIRROR ADVANTAGE**

- ✓ Global mirror technology leader for over 25 years
- ✓ More installations than all competitors combined
- ✓ Realistic warranty you can believe in and trust
- ✓ Lowest total cost of ownership
- ✓ U.S.-based customer service support
- ✓ 125,000-square-foot American manufacturing facility

**DIMENSIONAL DRAWINGS** (Not to scale.)



**STANDARD MODELS**

Model Number <sup>1</sup>	Finish	Model Type	Dimensions <sup>2</sup>	Power Requirements <sup>3</sup>
MM-ELX-WM-BK05-120V-5X	Matte Black (BK-05)	Wall-mounted (hardwired)	8" W x 8" H x 4.8"—15.87" D (203mm W x 203mm H x 122mm— 403mm D)	120 or 240VAC, 6W
MM-ELX-WM-BR02-120V-5X	Brushed Brass (BR-02)			
MM-ELX-WM-SS01-120V-5X	Polished Stainless Steel (SS-01)			
MM-ELX-WM-SS02-120V-5X	Brushed Stainless Steel (SS-02)			
MM-ELX-CO-CC-BK05-120V-5X	Matte Black (BK-05)	Countertop (plug-in cord)	8" W x 8" H x 1.42" D (203mm W x 203mm H x 36mm D)	120 or 240VAC, 6W
MM-ELX-CO-CC-BR02-120V-5X	Brushed Brass (BR-02)			
MM-ELX-CO-CC-SS01-120V-5X	Polished Stainless Steel (SS-01)			
MM-ELX-CO-CC-SS01-120V-5X	Brushed Stainless Steel (SS-02)			

**INSTALLATION SPECIFICATIONS (for Standard Models)**

- 120 or 240VAC hardwire electrical connection
- Wall-mounted model comes ready for hardwire and requires a standard 3.5" or 4" octagonal electrical box
- Countertop model features a transparent 5' corded plug compatible with a standard outlet
- Controlled by on/off switch on fixture
- Fixture can only be hung in the WxH orientation as shown; fixture is not field-interchangeable

<sup>1</sup> Standard model numbers shown. For assistance specifying additional options, please contact Electric Mirror.

<sup>2</sup> Tolerances for dimensions are ±1/8" (±3mm).

<sup>3</sup> Lumen output and power requirements are calculated based on component specifications and may vary from actual.