



BRIGHT LIGHTING

Ideal for tasks such as hair styling and shaving.

STANDARD LIGHTING

Good for general room illumination.

SOFT LIGHTING

Great for creating a relaxing atmosphere.

NIGHT GLOW LIGHTING

Convenient for guiding you when the room is dark.

KEEN™ TECHNOLOGY

PRODUCT DESCRIPTION

Bring your lighted mirror to life with the beauty and functionality of Keen™ One-Touch dimming technology. With one simple touch, this latest generation of our patented Keen technology offers the richest dimming experience, the smartest technology, and the best user experience.

SPECIFICATION STATEMENT

Solution shall consist of a capacitive touch button that operates the dual programming features of pre-set lighting modes and infinity dimming. Dimming button shall have an auto dimming night mode for eye sensitivity and have a 3-year limited warranty.

FEATURES AND BENEFITS

- Pre-installed in mirror: for quick and easy setup
- Wire-free: requires no additional electrical work or outlets beyond what is required for the lighted mirror ¹
- Soft-start technology: provides a graceful ramp-up rather than a blinding, instant-on experience
- Toggle between the lighting modes: On (100%)—Night Glow™—Off (no wall switch required)
- Adjust the brightness level: anywhere from 100% to 10%
- Eye-sensitivity adjustment technology: automatically reduces the light level in Night Glow™ mode as eyes adjust to low light
- Wide compatibility: available with most Electric Mirror™ brand lighted mirrors and lighted wardrobe mirrors assembled in the U.S.
- 3-year limited warranty

¹ This product is only compatible with home control/automation systems for on/off functionality (not for dimming or other functions)

THE ELECTRIC MIRROR ADVANTAGE

- ✓ Global mirror technology leader for over 25 years
- ✓ More installations than all competitors combined
- ✓ Realistic warranty you can believe in and trust
- ✓ Lowest total cost of ownership
- ✓ U.S.-based customer service support
- ✓ 125,000-square-foot American manufacturing facility

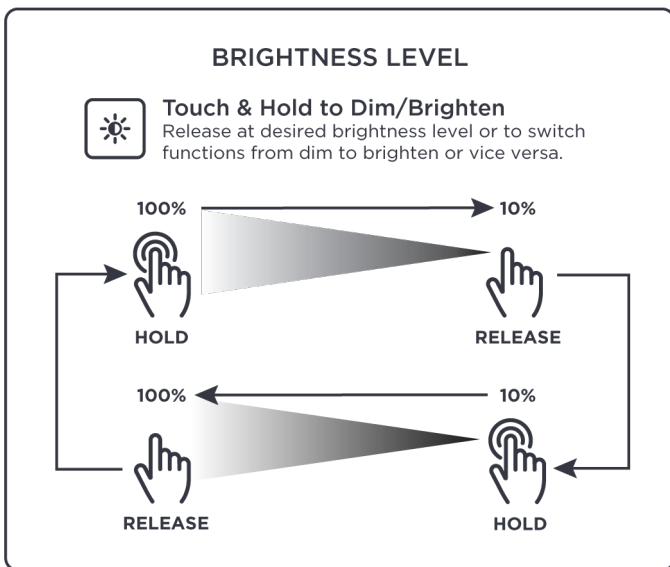
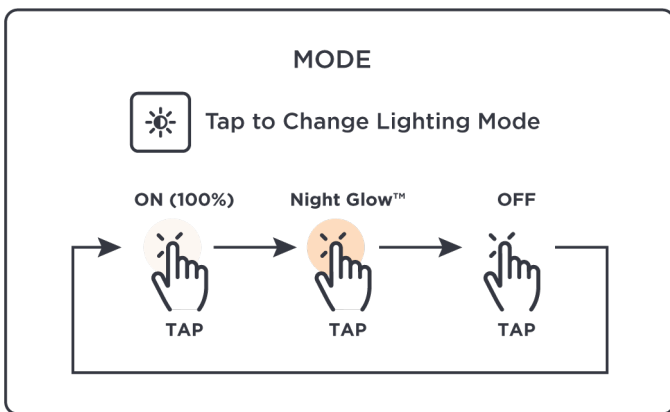
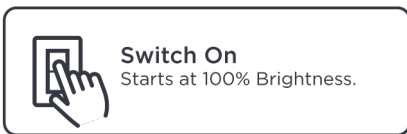
KEEN™ OPERATION & FUNCTIONALITY

An elegant single-button interface controls the brightness level of the mirror lighting, including a Night Glow™ setting and an off-state.

Tap the Keen™ button to switch from ON at 100% brightness, to Night Glow™, to OFF.

Touch-and-hold the Keen™ button to adjust the lighting level to anything between 100% and 10% brightness.

Mirror lighting will turn on at 100% brightness regardless of last selection used. Night Glow™ mode starts at 1.5% brightness and then slowly dims to 0.5% over a period of 20 minutes.



KEEN™ BUTTON SIZE & POSITIONING

The size of the button is 0.75" x 0.75" square and is typically positioned 6" up from the bottom of the mirror glass to the bottom of the button and centered horizontally.



(TO SCALE)

