



VANITIES  
BY ELECTRIC MIRROR®

EM

ROWAN™

Dimensions: 33"W x 24"D x 34 1/2"H

Materials:


- Countertop: Carrara White Marble, Polished
- Metal Finish: Matte Black (BK-05) & Polished Copper (CP-01), Hammered

Metal Finish


Countertop



Matte Black



Polished Copper



Carrara White  
Marble

EM Mirror: [Ellura™ Lighted Mirror](#)



## Features & Benefits

- 3.81 cm (1 1/2") polished Carrara White marble countertop.
- Marble is a natural stone that requires regular maintenance and sealing to ensure longevity. It is a porous material but is scratch-resistant.
- Includes a round undermount vitreous China sink.
- Stainless steel legs finished in Matte Black (BK-05) and an 8" apron in a hammered Polished Copper (CP-01).
- Features a rolling cart for versatile, movable storage in coordinating finish.
- Freestanding design with cleat attachment for added security and stability.

## Manufacturing & Quality Requirements

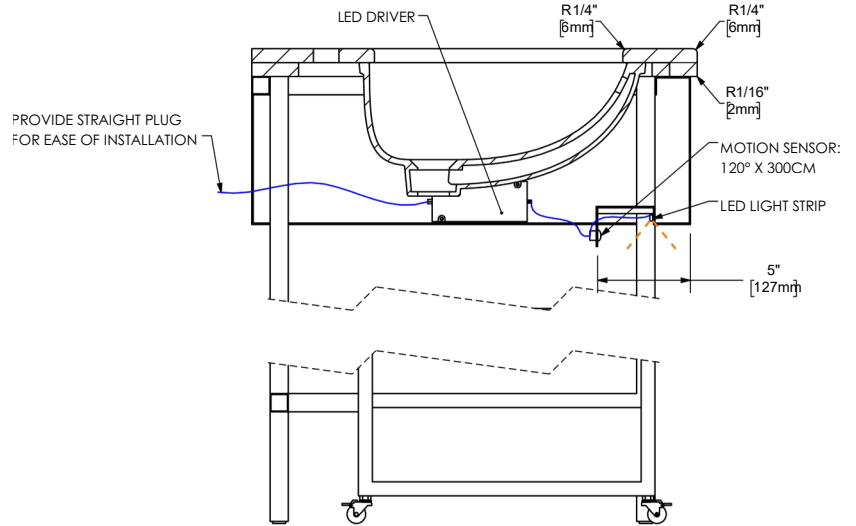
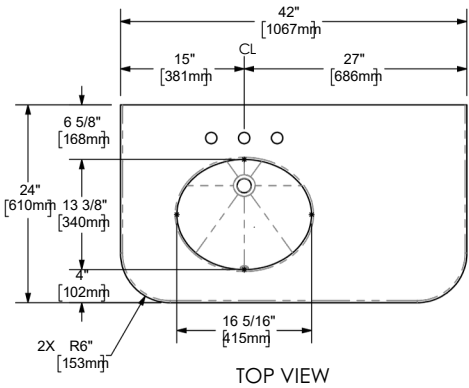
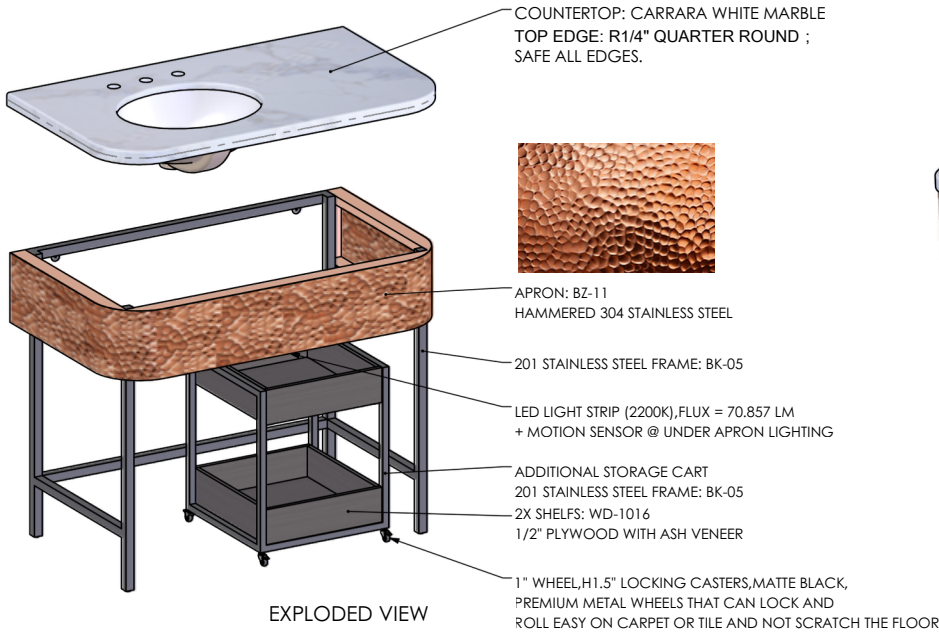
- All items must be of contract-grade quality, suitable for high-end hospitality use.
- Products must comply with local, state, national, and international codes, including ADA guidelines and fire/life safety regulations.
- Manufacturer must submit certificates of compliance, installation guidelines, maintenance instructions, and warranty documentation.
- All wood must be kiln-dried hardwood, marine-grade plywood, or waterproof MDF.
- Veneers must be A/B grade, with consistent grain and finish.
- All exposed edges must be sealed for moisture resistance.
- Finishes must be commercial-grade catalyzed lacquer, resistant to water, alcohol, and chemical stains.
- Vanities must be impact- and scratch-resistant, with matching finish on all sides and interiors.
- Drawer boxes must feature five-sided dovetail construction. Where plumbing interference exists, a U-shaped configuration should be used to maintain functionality without compromising structural integrity.
- All work must be corner blocked, glued, and reinforced with screws or appropriate mechanical fasteners.
- Use premium undermount soft-close slides and concealed soft-close hinges.
- All metal components and hardware must be made from 304 stainless steel, offering rust and corrosion resistance suitable for most environments. For coastal or high-humidity locations, 316 stainless steel must be used to ensure enhanced durability and protection against salt exposure.
- All exposed hardware finishes must be approved prior to production.
- Leveling glides must be heavy-duty, non-rust nylon, sized and colored to match the base or leg finish.
- Units must be properly packaged to prevent damage or soiling during transit.
- Shipping boxes must be labeled with property name, item number, PO number, and spec number.
- All products must be designed to fit within service elevators, corridors, and doorways. If not, items must be shipped in knock-down state for on-site assembly.
- Manufacturers must submit scaled shop drawings with full details (plans, elevations, sections, materials, finishes, hardware, dimensions).
- Finish samples must be submitted on appropriate substrates for approval prior to production.
- Review time for submittals is 5 business days.
- All substitutions or changes must be approved in writing by the designer.
- Coordinate with general contractor to confirm elevator cab sizes, corridor widths, and mounting heights.
- Manufacturers must ensure products are structurally sound, properly weighted to prevent tipping, and bolted where required (e.g., earthquake zones).

# TECHNICAL DRAWINGS

# VANITIES

BY ELECTRIC MIRROR®

BK-05: MATTE BLACK  
 WD-1016: MIDNIGHT RIDGE,ASH VENEER  
 BZ-11: SUNSET BRONZE  
 COUNTERTOP: CARRARA WHITE MARBLE, POLISHED  
 SINK: HDV-2026-OVAL SINK.(3D MODEL FOR REFERENCE ONLY)  
 FAUCET: 3-PIECE FAUCET



SECTION K-K SCALE 1 : 8

